

**Results on Soft Physics
from Quark Matter 2012
HIP/HIC @ Nagoya University
Sep. 6th 2012**

**Takahito Todoroki
University of Tsukuba
RIKEN Nishina Center**



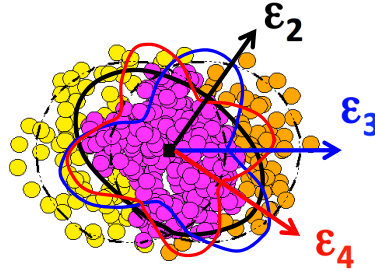
Contents

- ✧ **Event plane correlations & Event-by-Event v_n**
- ✧ **High p_T hadron and jet v_2**
- ✧ **Direct photon v_2**
- ✧ **PIDed v_n and scaling property**
- ✧ **BW fit to PIDed v_n , HBT w.r.t. Φ_3**
- ✧ **Beam Energy Scan**

Event plane correlations

Measured planes : Ψ_n

True planes : Φ_n



Desired correlator

$$\langle \cos k(\Phi_n - \Phi_m) \rangle = \frac{\langle \cos k(\Psi_n - \Psi_m) \rangle}{\text{Res}\{k\Psi_n\} \text{Res}\{k\Psi_m\}}$$

Observed correlator

arXiv: 1105.3928
PHENIX but no
corrections for reso.

Resolution for individual planes

$$\text{Res}\{k\Psi_n\} = \langle \cos(k\Psi_n - k\Phi_n) \rangle$$

Can generalize into multi-plane correlations

Variable: $c_1\Phi_1 + 2c_2\Phi_2 \dots + lc_l\Phi_l$ satisfying: $c_1 + 2c_2 \dots + lc_l = 0$

arXiv:1104.4740,
Bhalerao, Luzum,
Ollitrault

$$\langle \cos(c_1\Phi_1 + \dots + lc_l\Phi_l) \rangle = \frac{\langle \cos(c_1\Psi_1 + \dots + lc_l\Psi_l) \rangle}{\text{Res}\{c_1\Psi_1\} \dots \text{Res}\{lc_l\Psi_l\}}$$

$$\text{Res}\{c_n n \Psi_n\} = \langle \cos c_n n (\Psi_n - \Phi_n) \rangle$$

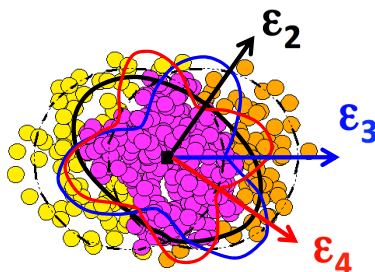
arXiv:1203.5095
1205.3585

$$\text{Res}\{(c_1\Psi_1 + \dots + lc_l\Psi_l)\} = \text{Res}\{c_1\Psi_1\} \dots \text{Res}\{lc_l\Psi_l\}$$

Event plane correlations

Measured planes : Ψ_n

True planes : Φ_n



Desired correlator

$$\langle \cos k(\Phi_n - \Phi_m) \rangle = \frac{\langle \cos k(\Psi_n - \Psi_m) \rangle}{\text{Res}\{k\Psi_n\} \text{Res}\{k\Psi_m\}}$$

Observed correlator

arXiv: 1105.3928
PHENIX but no
corrections for reso.

Resolution for individual planes

$$\text{Res}\{k\Psi_n\} = \langle \cos(k\Psi_n - k\Phi_n) \rangle$$

Can generalize into multi-plane correlations

Variable: $c_1\Phi_1 + 2c_2\Phi_2... + lc_l\Phi_l$ satisfying: $c_1 + 2c_2... + lc_l = 0$

arXiv:1104.4740,
Bhalerao, Luzum,

$$2\Phi_2 + 3\Phi_3 - 5\Phi_5 = 3(\Phi_3 - \Phi_2) - 5(\Phi_5 - \Phi_2)$$

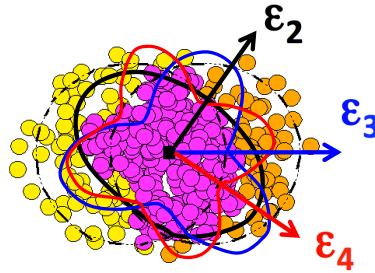
$$-8\Phi_2 + 3\Phi_3 + 5\Phi_5 = 3(\Phi_3 - \Phi_2) + 5(\Phi_5 - \Phi_2)$$

$$\text{Res}\{(c_1\Psi_1 + \dots + lc_l\Psi_l)\} = \text{Res}\{c_1\Psi_1\} \dots \text{Res}\{lc_l\Psi_l\}$$

Event plane correlations

Measured planes : Ψ_n

True planes : Φ_n



Desired correlator

Observed correlator

$$\langle \cos k(\Phi_n - \Phi_m) \rangle = \frac{\langle \cos k(\Psi_n - \Psi_m) \rangle}{\text{Res}\{l\Psi\} \text{Res}\{l\Psi\}}$$

arXiv: 1105.3928
PHENIX but no

ATLAS Conference Note

<https://atlas.web.cern.ch/Atlas/GROUPS/PHYSICS/CONFNOTES/ATLAS-CONF-2012-049/>

- Can generalize into multi-plane correlations

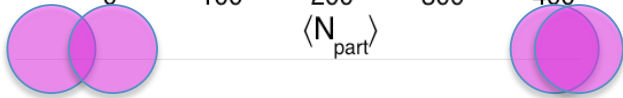
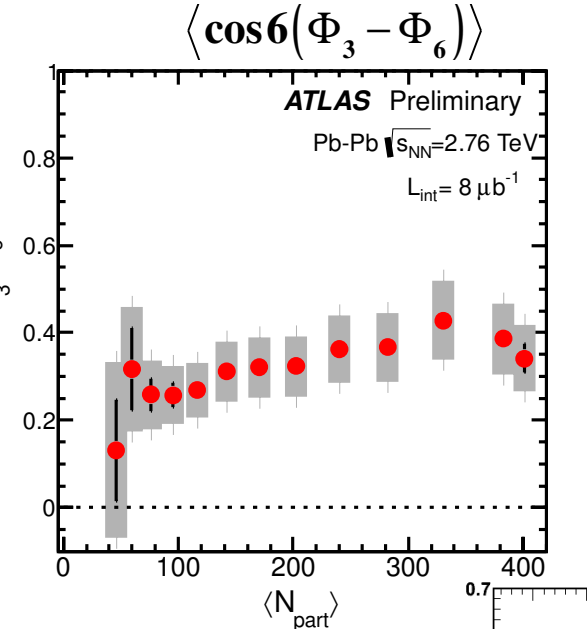
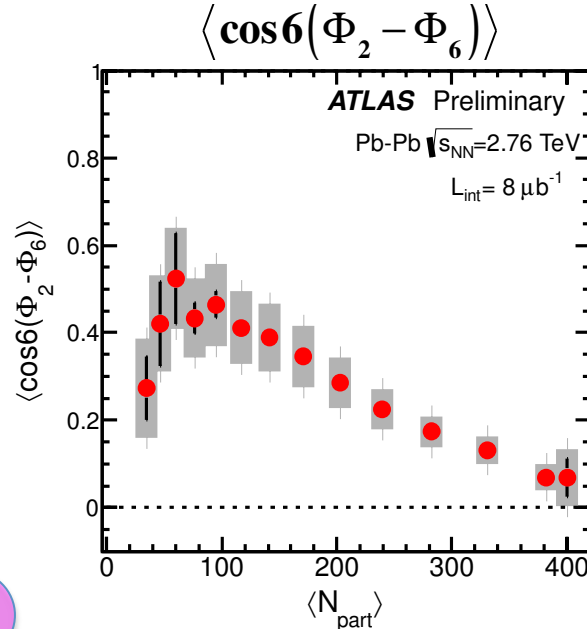
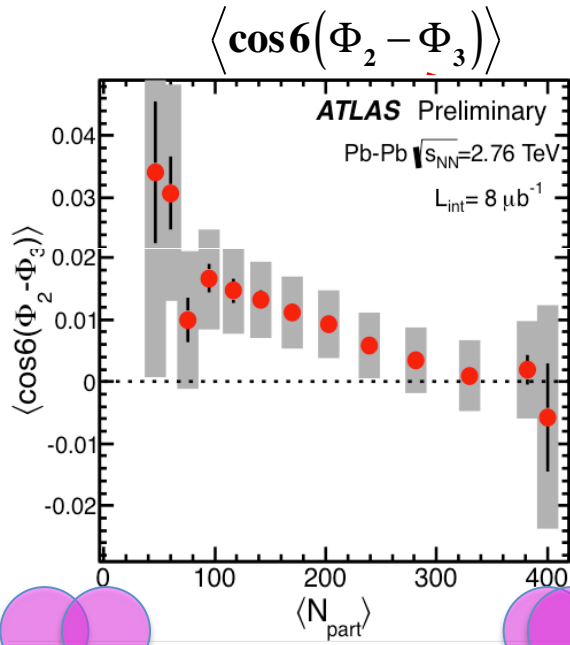
Variable: $c_1\Phi_1 + 2c_2\Phi_2... + lc_l\Phi_l$ satisfying: $c_1 + 2c_2... + lc_l = 0$ arXiv:1104.4740, Bhalerao, Luzum,

$$2\Phi_2 + 3\Phi_3 - 5\Phi_5 = 3(\Phi_3 - \Phi_2) - 5(\Phi_5 - \Phi_2)$$

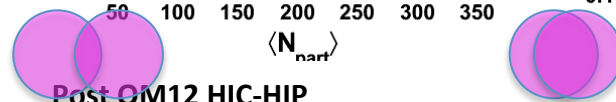
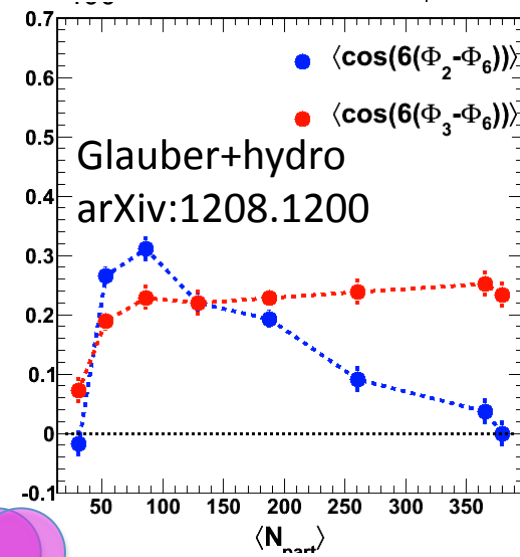
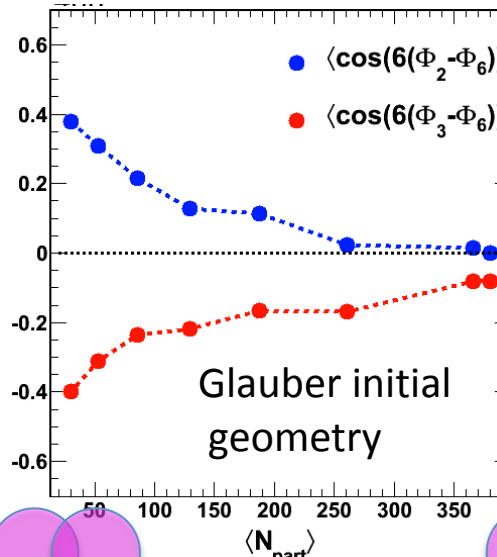
$$-8\Phi_2 + 3\Phi_3 + 5\Phi_5 = 3(\Phi_3 - \Phi_2) + 5(\Phi_5 - \Phi_2)$$

$$\text{Res}\{(c_1\Psi_1 + \dots + lc_l\Psi_l)\} = \text{Res}\{c_1\Psi_1\} \dots \text{Res}\{c_l\Psi_l\}$$

Two plane correlations

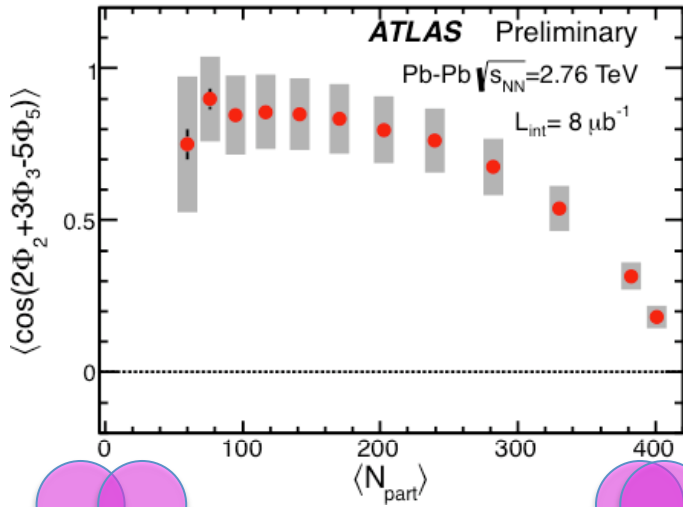


- ✧ Φ_2 & Φ_3 weakly correlated
- ✧ Both strongly correlated with Φ_6
- Alignment between Φ_{23} & Φ_6
- ✧ Opposite centrality dependence

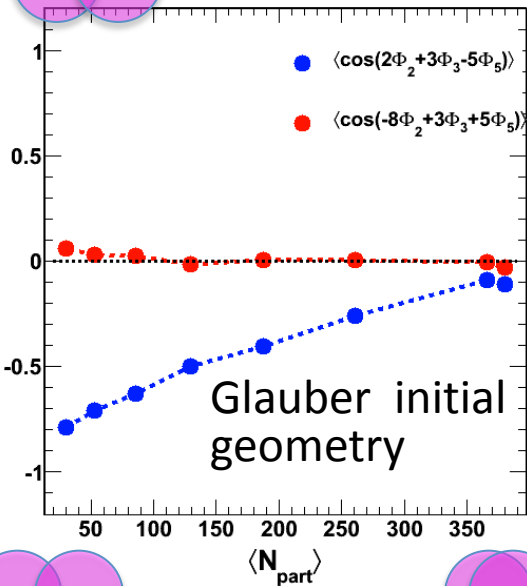
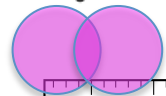
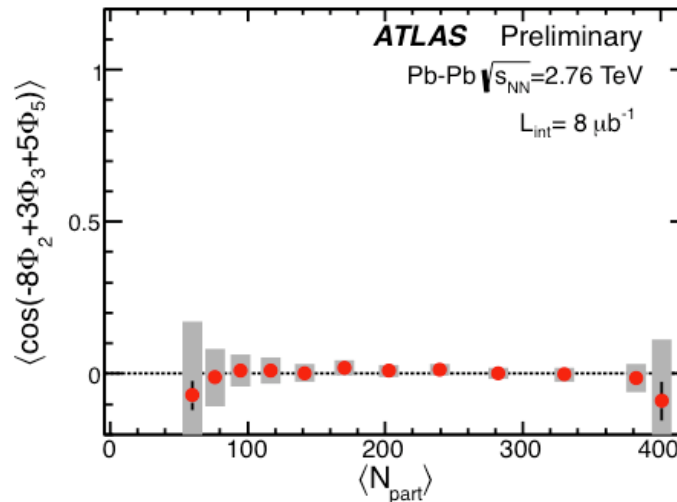


Three plane correlations

$$\langle \cos(2\Phi_2 + 3\Phi_3 - 5\Phi_5) \rangle$$



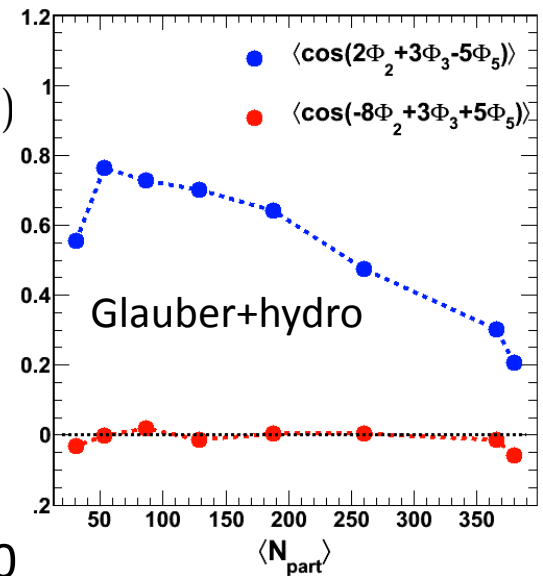
$$\langle \cos(-8\Phi_2 + 3\Phi_3 + 5\Phi_5) \rangle$$



Glauber geometry does not match the correlation

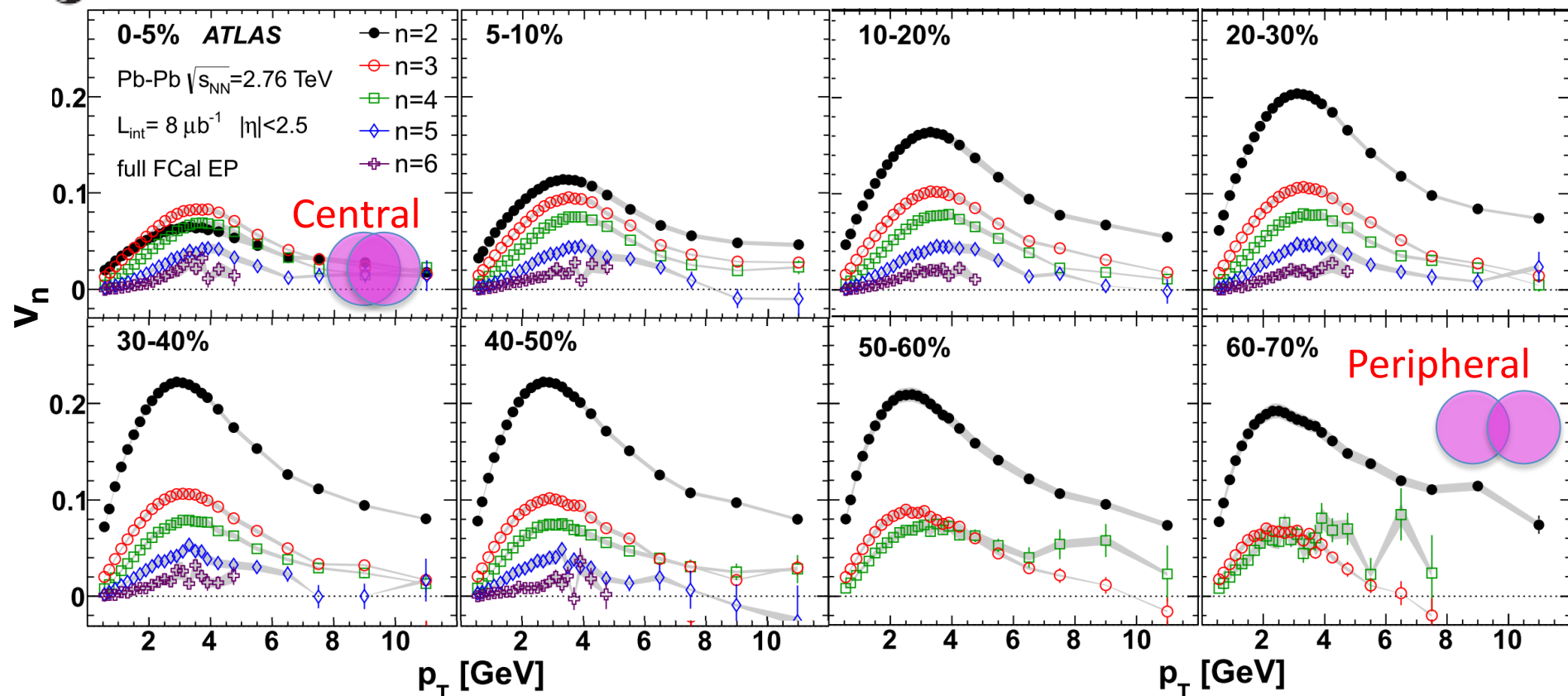
Hydro evolution qualitatively reproduces the centrality dependence

Glauber+hydro
arXiv:1208.1200



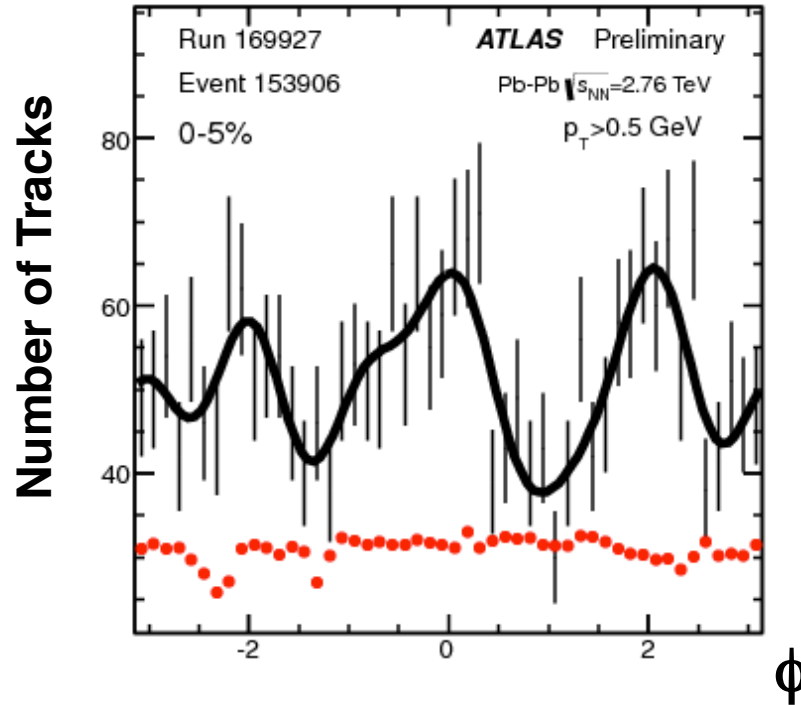
Event averaged v_n ($n=2-6$) in broad p_T range

ATLAS, Phys. Rev. C 86, 014907 (2012)



- ✧ Significant $v_2 - v_6$ in broad p_T and centrality
- ✧ Similar p_T dependence
- ✧ In most central collisions(0-5%): v_3 & $v_4 > v_2$

Singles



✧ Event by Event single particle distributions

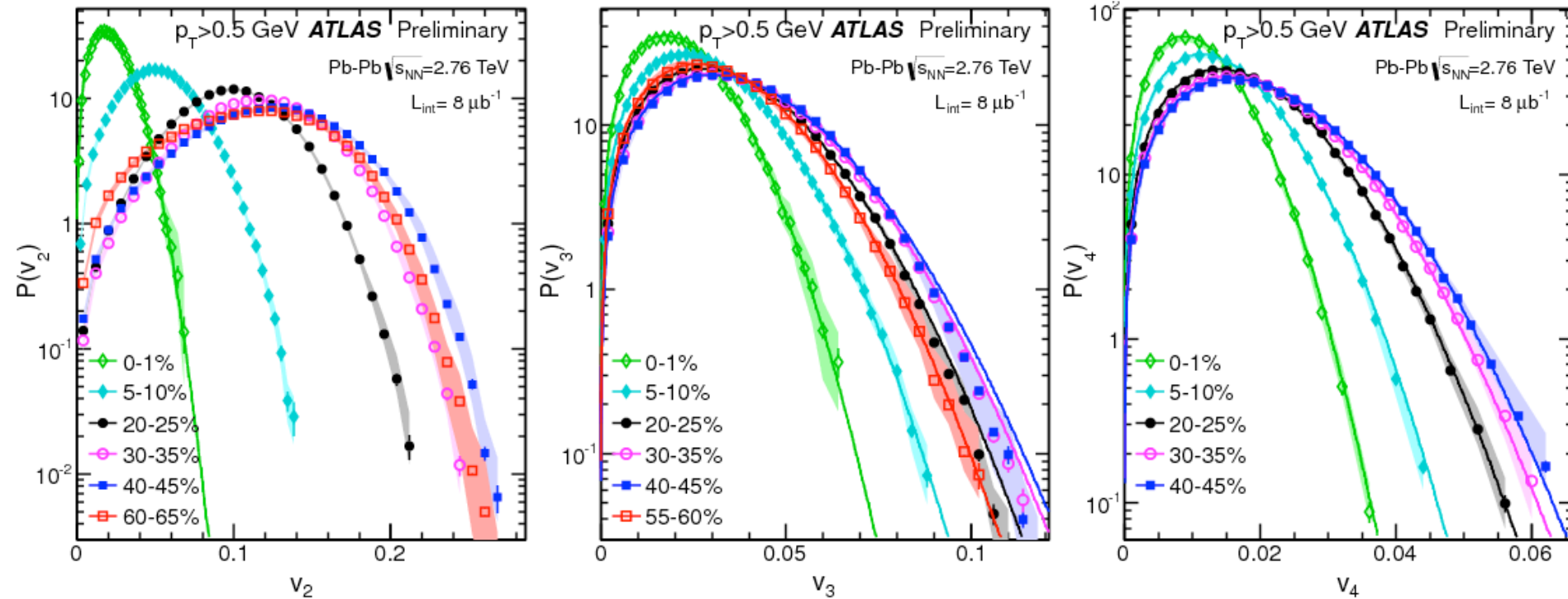
$$\frac{dN}{d\phi} \propto 1 + 2 \sum_{n=1}^{\infty} v_n^{\text{obs}} \cos n(\phi - \Psi_n^{\text{obs}}) = 1 + 2 \sum_{n=1}^{\infty} (v_{n,x}^{\text{obs}} \cos n\phi + v_{n,y}^{\text{obs}} \sin n\phi)$$

✧ Obtaining amplitude and correction & unfolding

$$\vec{v}_n^{\text{obs}} = (v_{n,x}^{\text{obs}}, v_{n,y}^{\text{obs}})$$

Event-by-Event v_n

4A, Jia

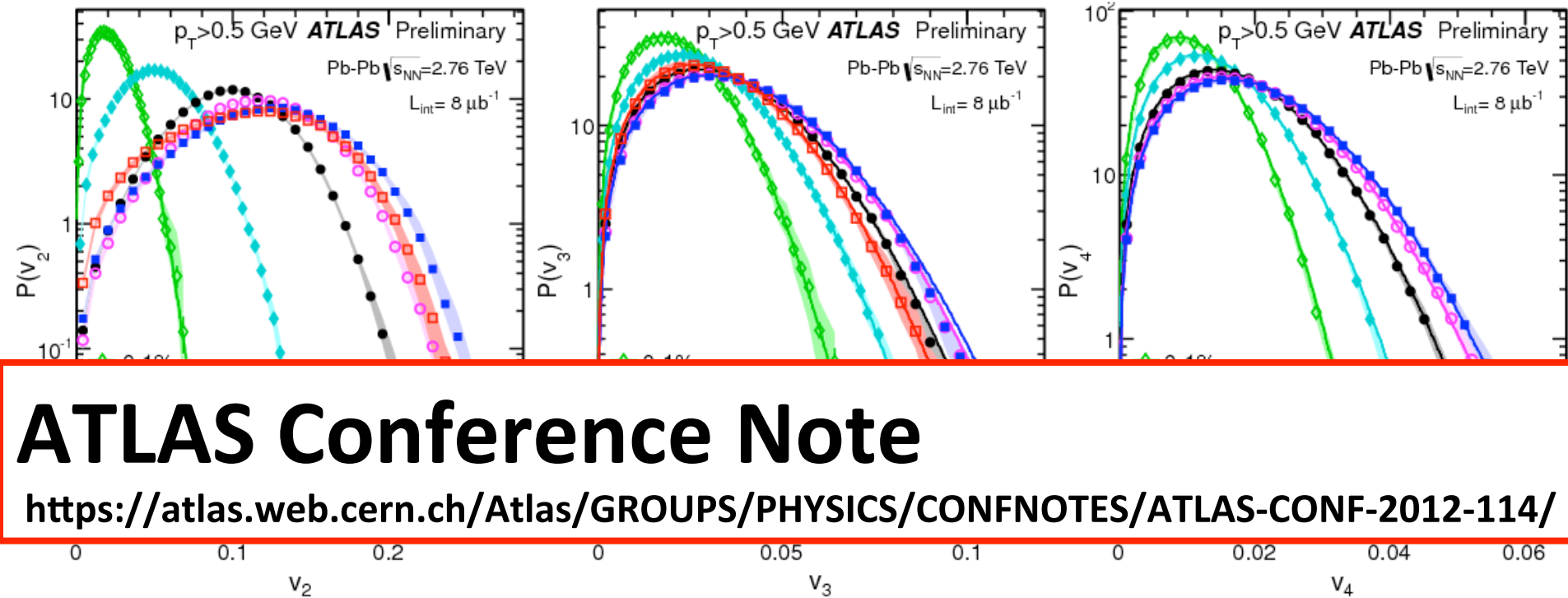


✧ Event by Event single particle distributions

$$\frac{dN}{d\phi} \propto 1 + 2 \sum_{n=1}^{\infty} v_n^{\text{obs}} \cos n(\phi - \Psi_n^{\text{obs}}) = 1 + 2 \sum_{n=1}^{\infty} (v_{n,x}^{\text{obs}} \cos n\phi + v_{n,y}^{\text{obs}} \sin n\phi)$$

✧ Obtaining amplitude and correction & unfolding

$$\vec{v}_n^{\text{obs}} = (v_{n,x}^{\text{obs}}, v_{n,y}^{\text{obs}})$$



ATLAS Conference Note

<https://atlas.web.cern.ch/Atlas/GROUPS/PHYSICS/CONFNOTES/ATLAS-CONF-2012-114/>

✧ Event by Event single particle distributions

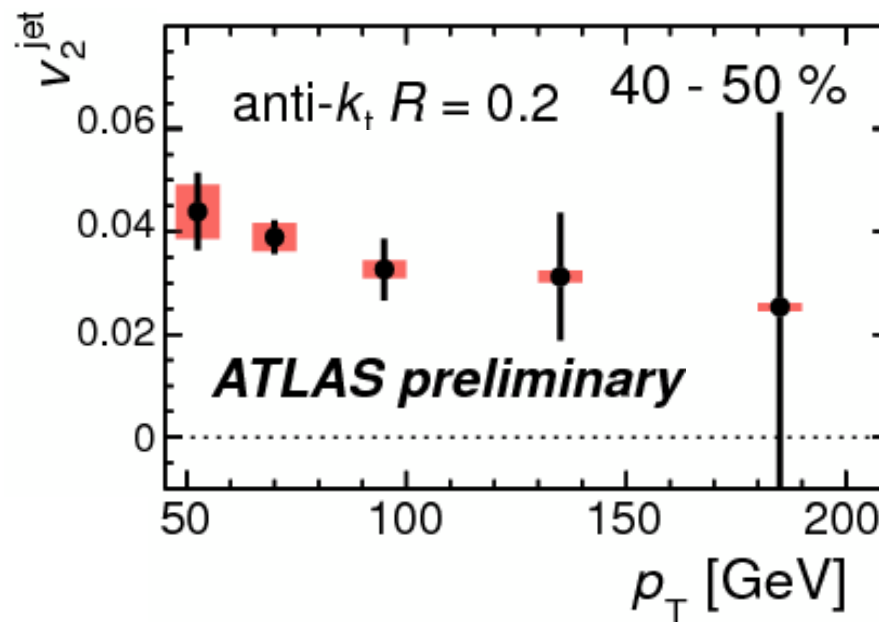
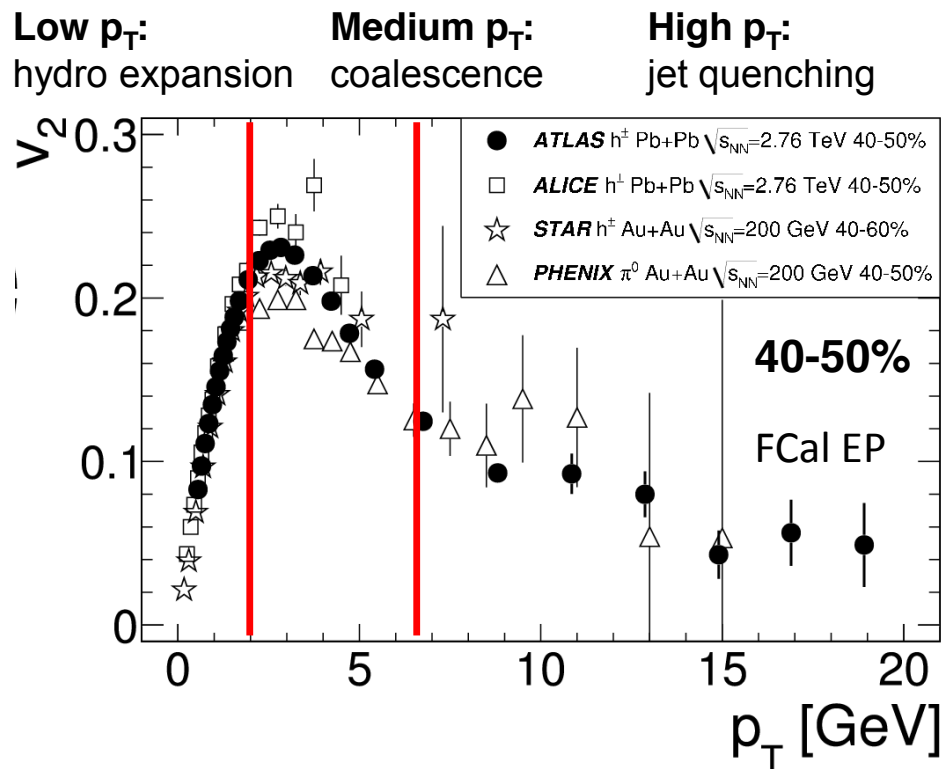
$$\frac{dN}{d\phi} \propto 1 + 2 \sum_{n=1}^{\infty} v_n^{\text{obs}} \cos n(\phi - \Psi_n^{\text{obs}}) = 1 + 2 \sum_{n=1}^{\infty} (v_{n,x}^{\text{obs}} \cos n\phi + v_{n,y}^{\text{obs}} \sin n\phi)$$

✧ Obtaining amplitude and correction & unfolding

$$\vec{v}_n^{\text{obs}} = (v_{n,x}^{\text{obs}}, v_{n,y}^{\text{obs}})$$

High p_T single hadron and jet v_2

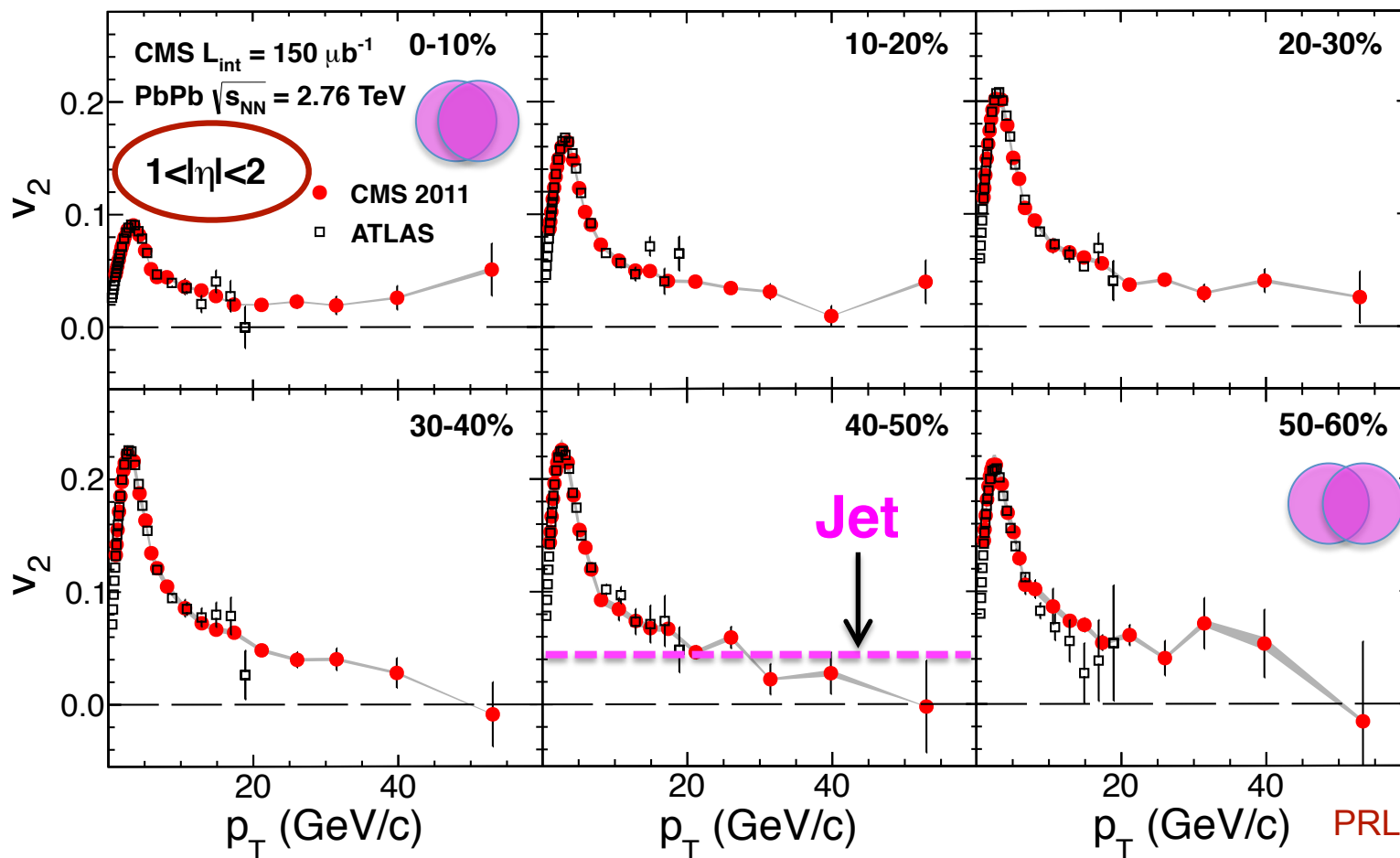
2B, Angerami



- ✧ None-zero v_2 of single hadrons at high p_T
- ✧ Jet v_2 is qualitatively consistent with high p_T single hadron v_2
 - Path length dependence of parton energy loss

Very high p_T v_2 via 2PC

1C, Zhukova

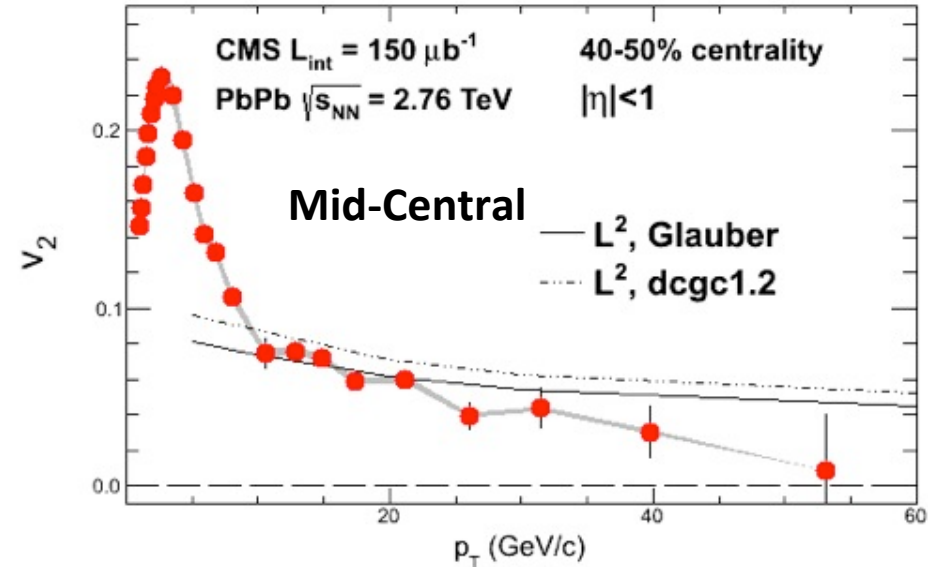
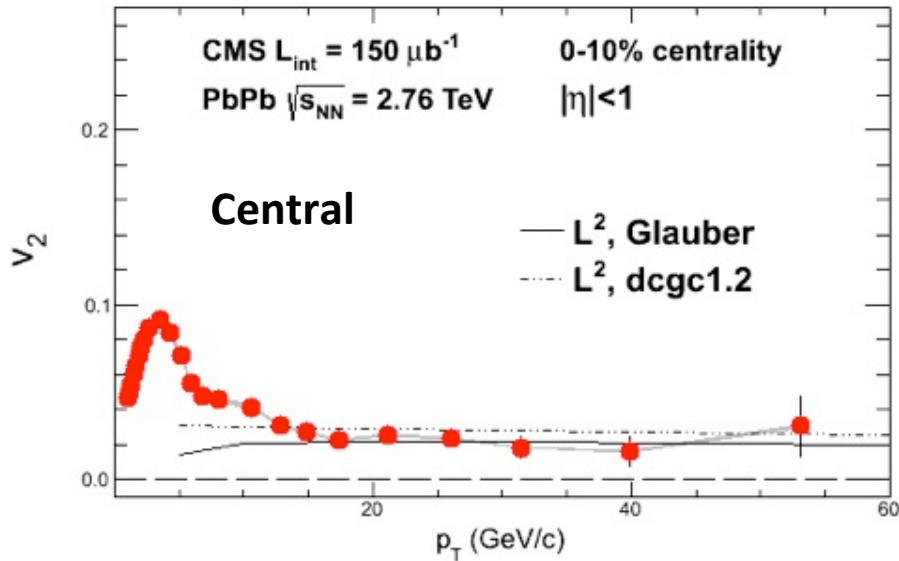


PRL 109, 022301(2012)

✧ None zero v_2 up to p_T 40 GeV/c

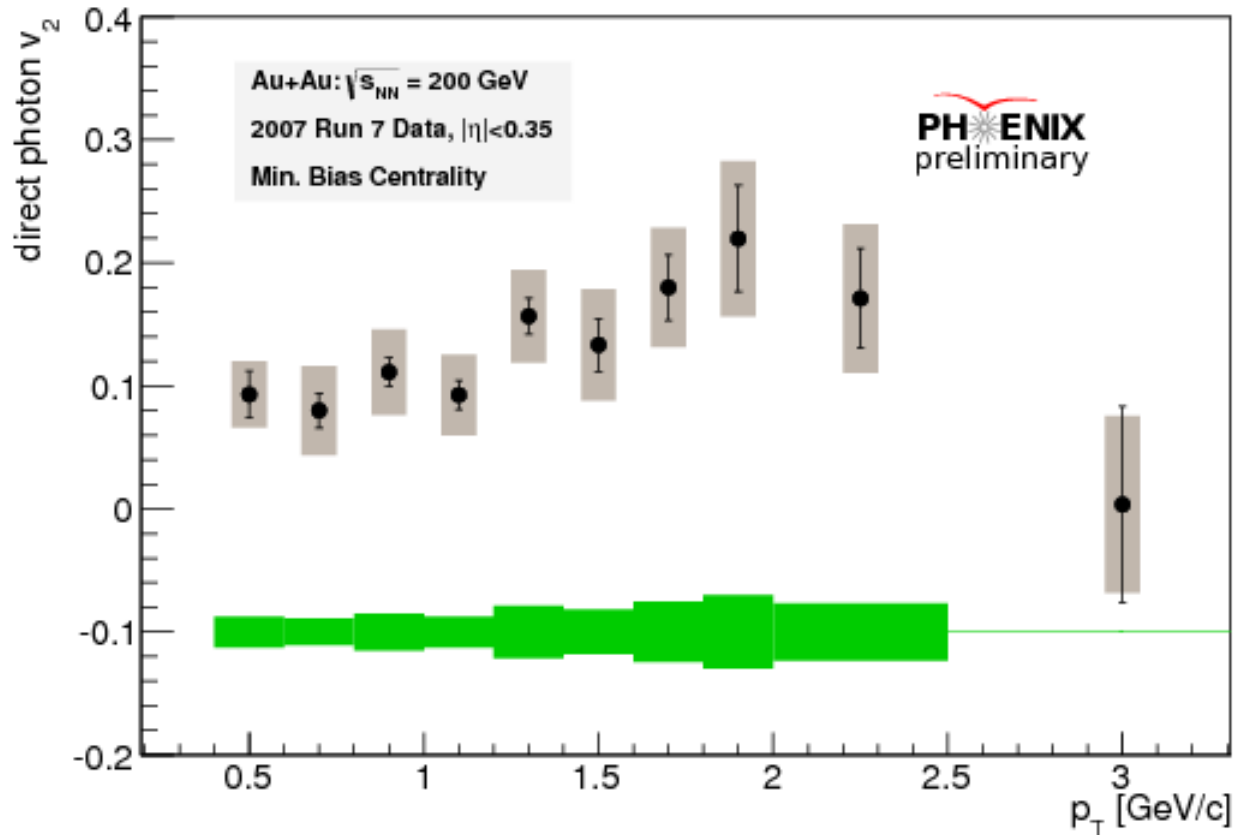
✧ Comparable to jet v_2 above 20 GeV/c

Data: PRL 109.022301(2012)

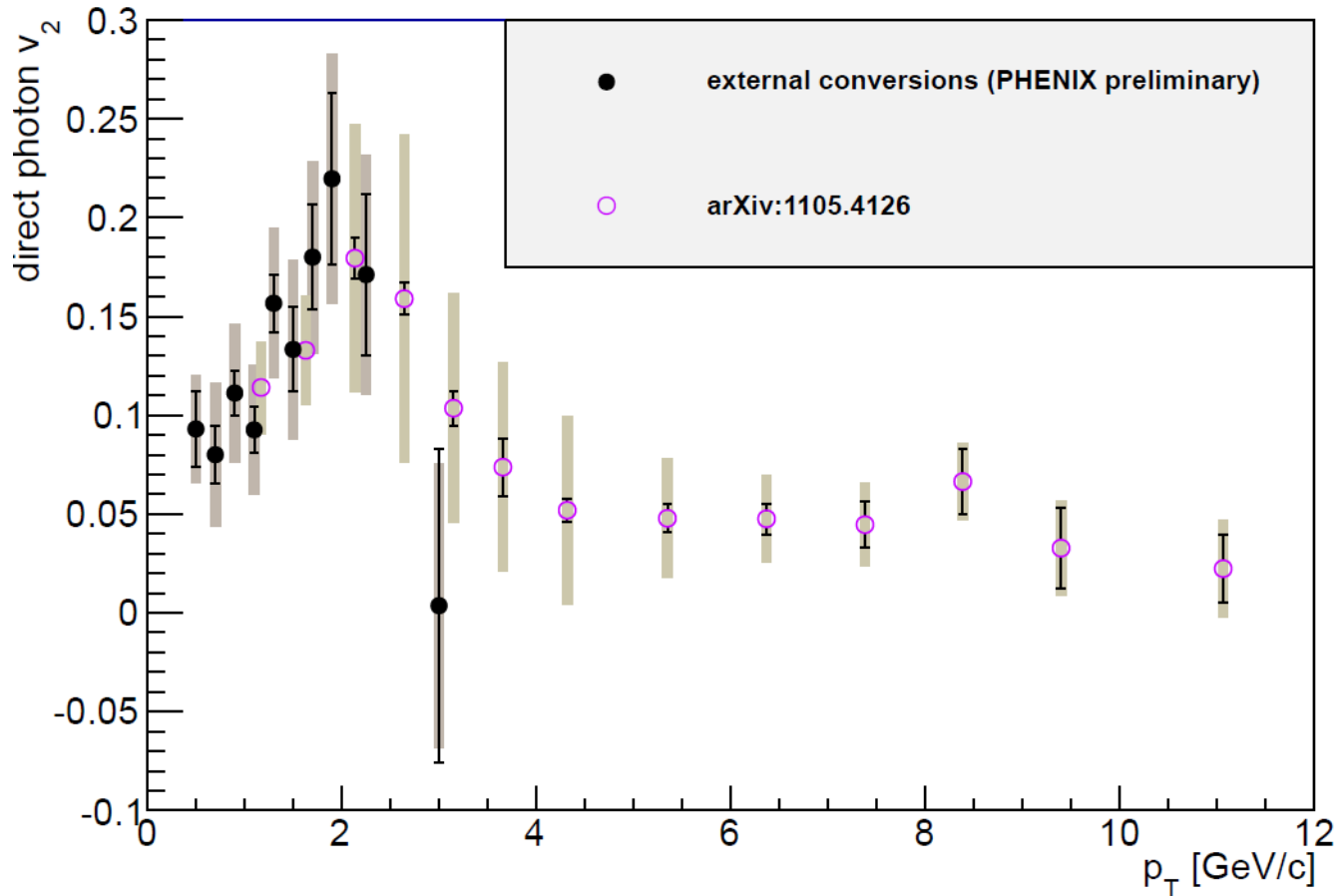


Theory: B.Betz, M.Gyulassy; arXiv:1201.0281

-Data can constrain different theoretical scenarios



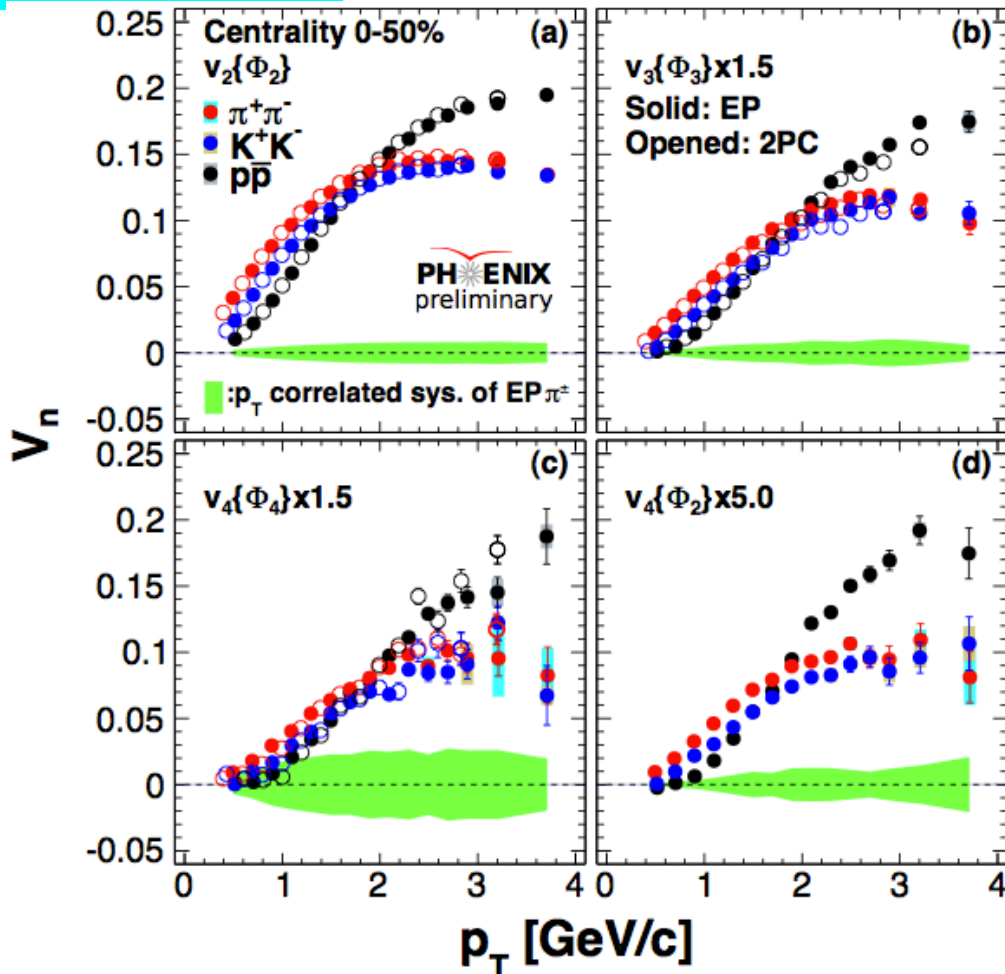
- ✧ v_2 down to 0.5 GeV via external conversion di-electron pairs
- ✧ Consistency check with previous measurements via photon
- ✧ Agreement up to 2 GeV, None-zero v_2 is conclusive



- ✧ v_2 down to 0.5 GeV via external conversion di-electron pairs
- ✧ Consistency check with previous measurements via photon
- ✧ Agreement up to 2 GeV, None-zero v_2 is conclusive

Identified particle v_n

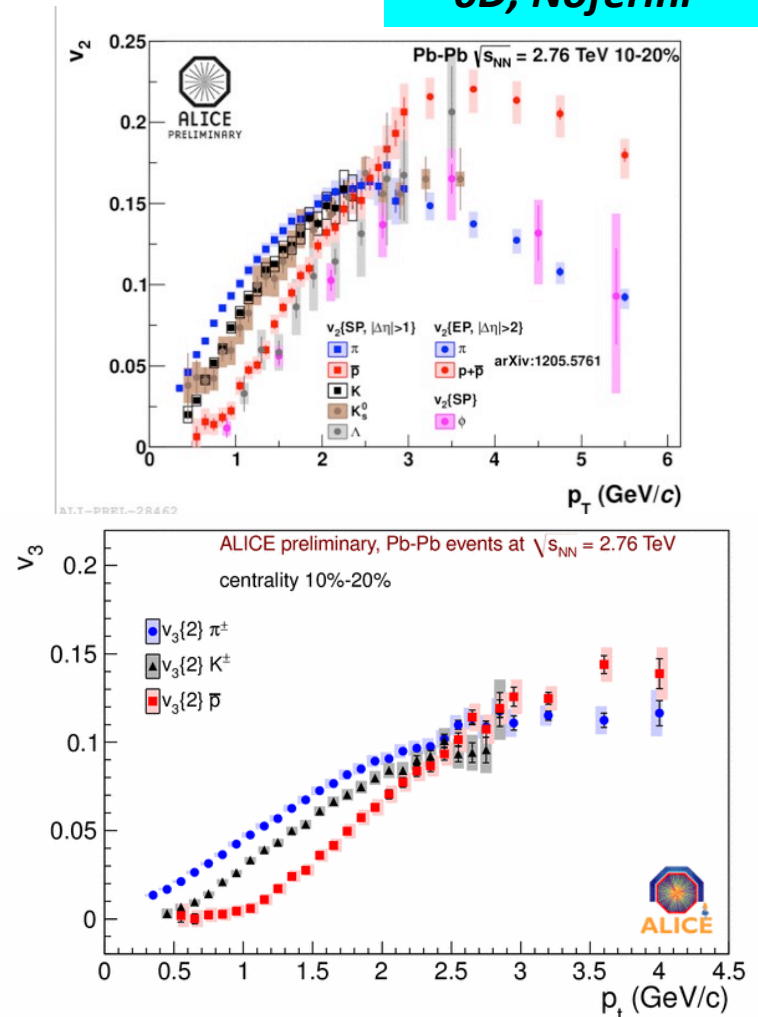
2A, Yi Gu



✧ Mass ordering at low p_T

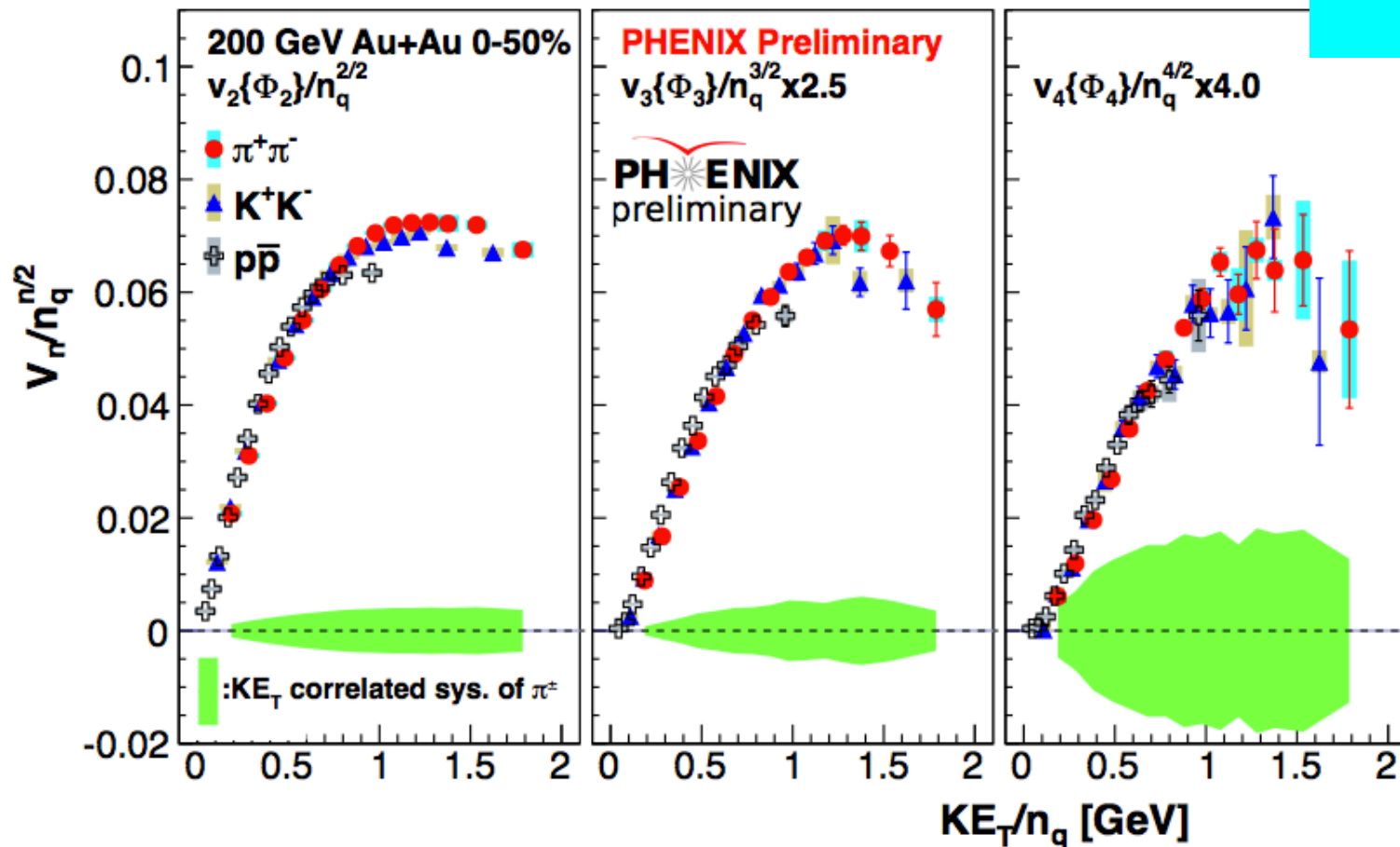
✧ Coalescence at intermediate p_T

6D, Noferini



Number of constituent quark : N_q scaling of v_n

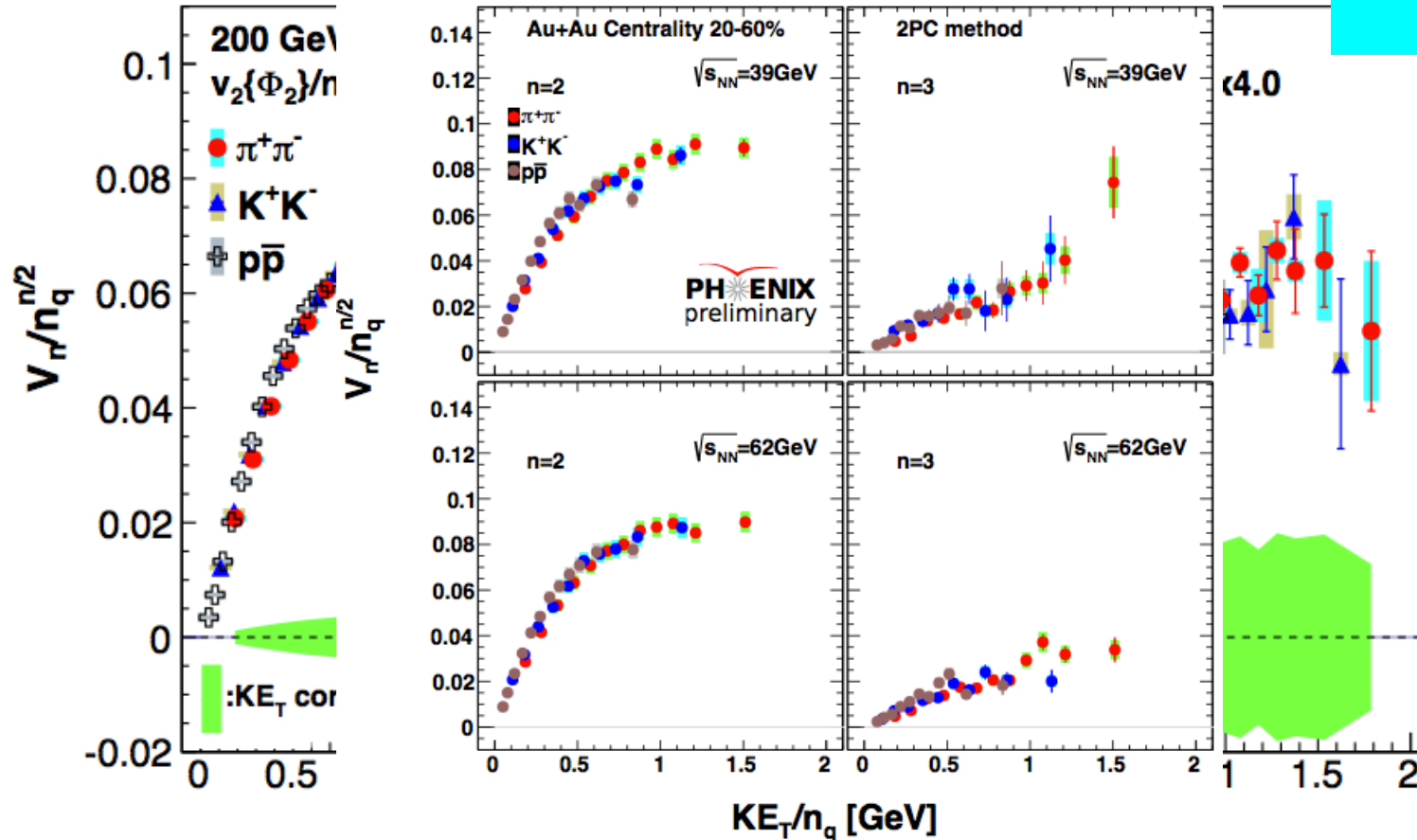
2A, Yi Gu



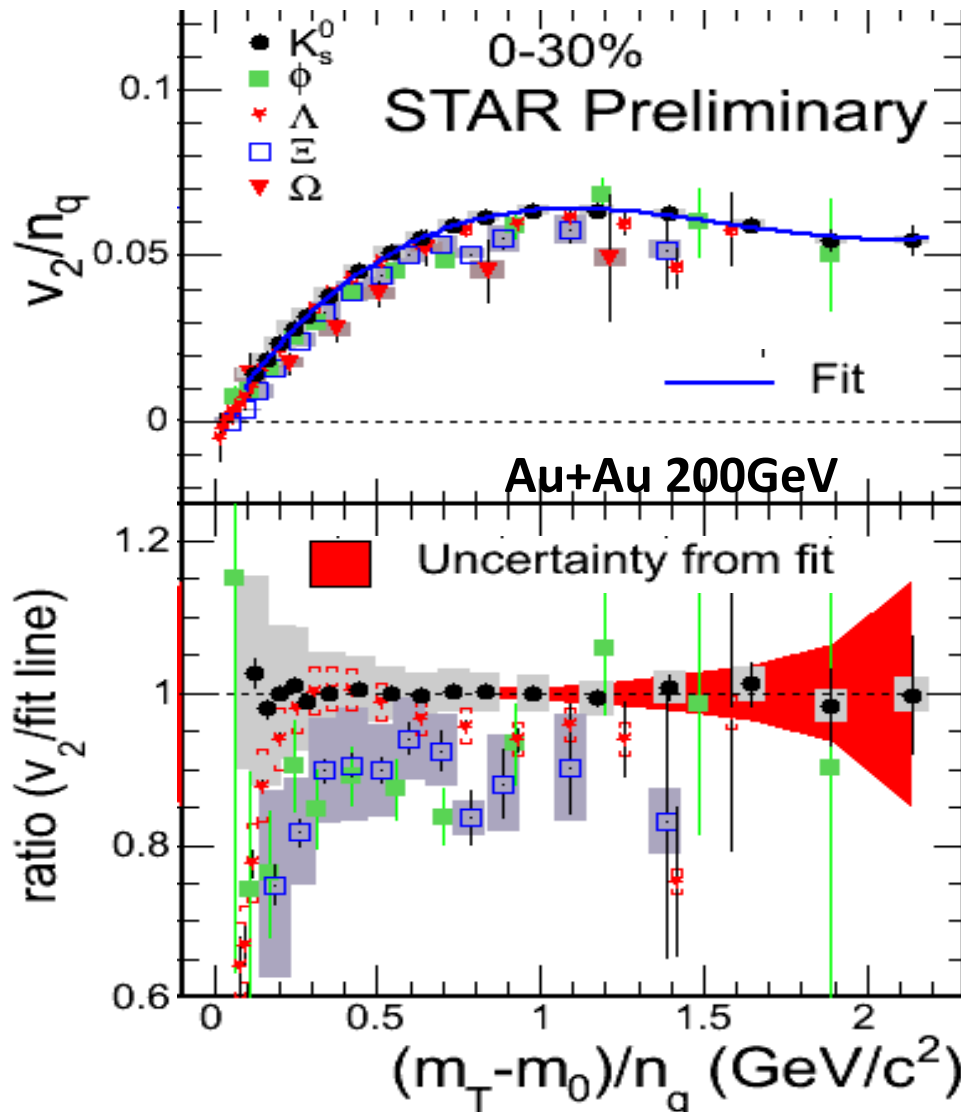
- ✧ N_q scaling up to $KE_T/n_q = 0.7$ GeV for v_2 , v_3 , and v_4
 - Down to 39 GeV for v_2 and v_3
- ✧ Scaling of higher harmonics originating from $v_n^{1/n} \propto v_2^{1/2}$

Number of constituent quark : N_q scaling of v_n

2A, Yi Gu



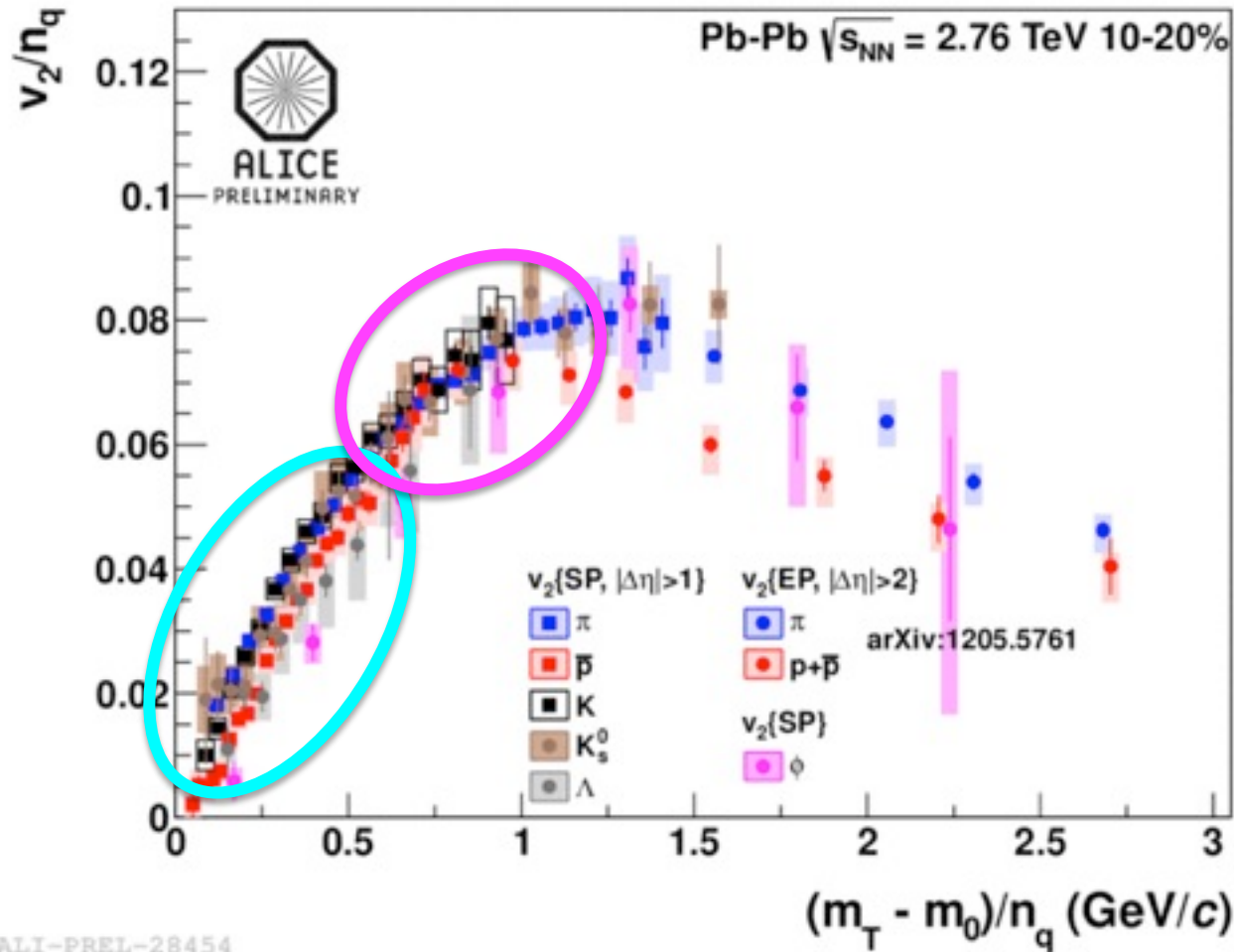
- ✧ N_q scaling up to $KE_T/n_q = 0.7$ GeV for v_2 , v_3 , and v_4
 - Down to 39 GeV for v_2 and v_3
- ✧ Scaling of higher harmonics originating from $v_n^{1/n} \propto v_2^{1/2}$



✧ K_s^0 follows scaling curve of π , K, & P

✧ Multi-strangeness hadrons deviate from K_s^0

N_q scaling of v_2 at LHC

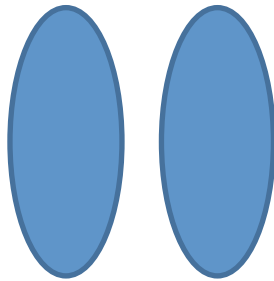


- ✧ Deviation from π , K for \bar{p} , Λ , ϕ at low p_T
 - Due to stronger radial flow at LHC than RHIC?
- ✧ N_q scaling survives at intermediate p_T

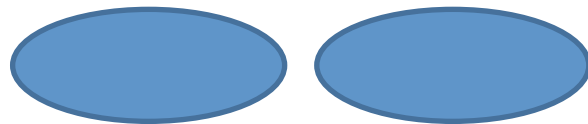
Geometry controlled collision systems

4A, Huang

U+U collisions

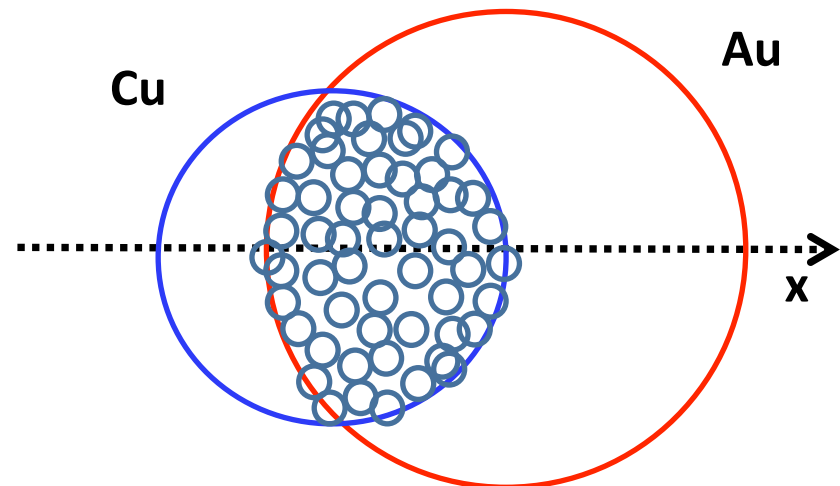


Body-body



Tip-tip

Cu+Au collisions



- ✧ **Various collision geometry**
- ✧ **This time only centrality selected**
- ✧ **Rich constraints to models in future**

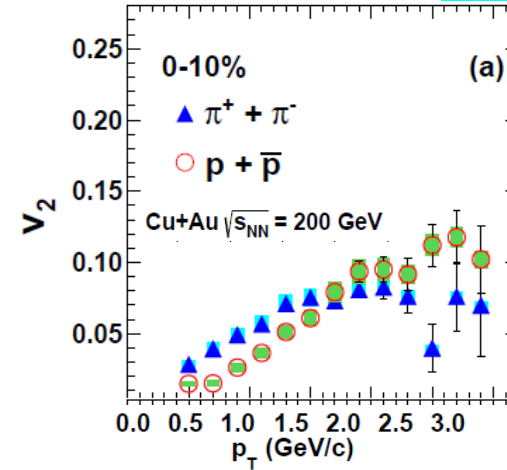
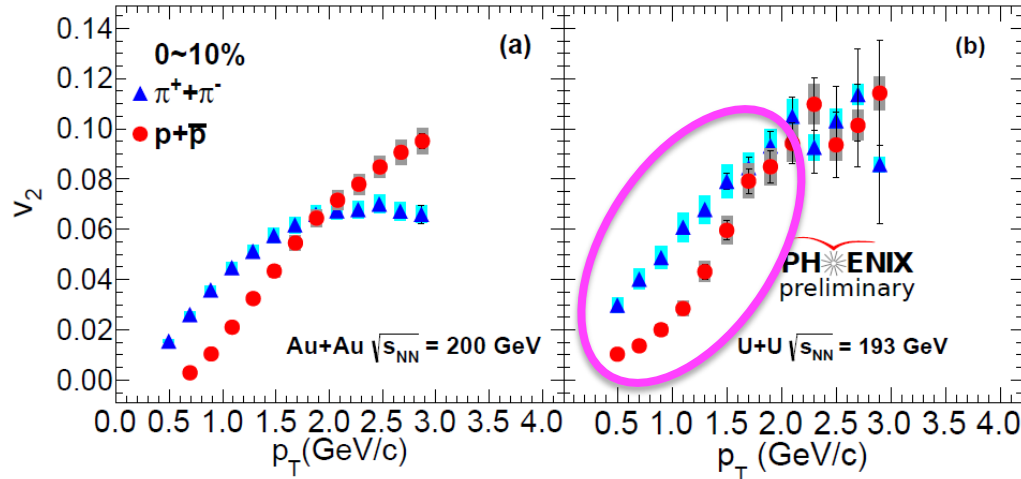
v_2 in geometry controlled collision systems

Au+Au

U+U

Cu+Au

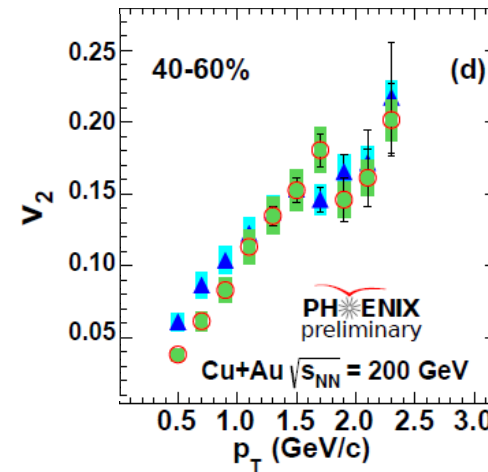
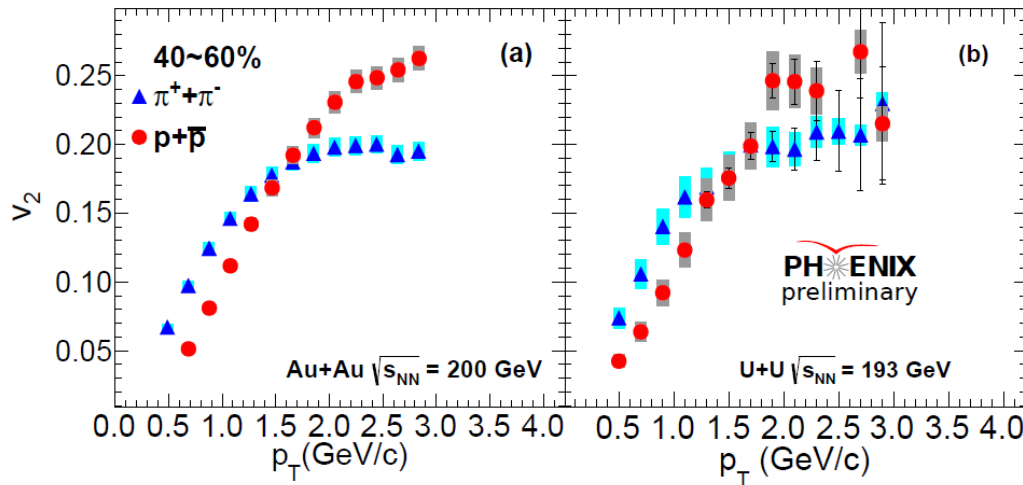
4A, Huang



Au+Au

U+U

Cu+Au



✧ Stronger mass splitting in most central U+U collisions

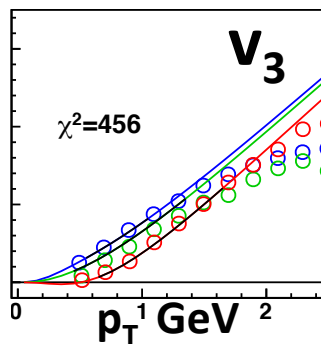
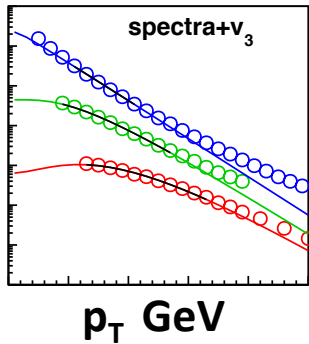
Triangularity at freeze-out

BW fitting to PID v_n

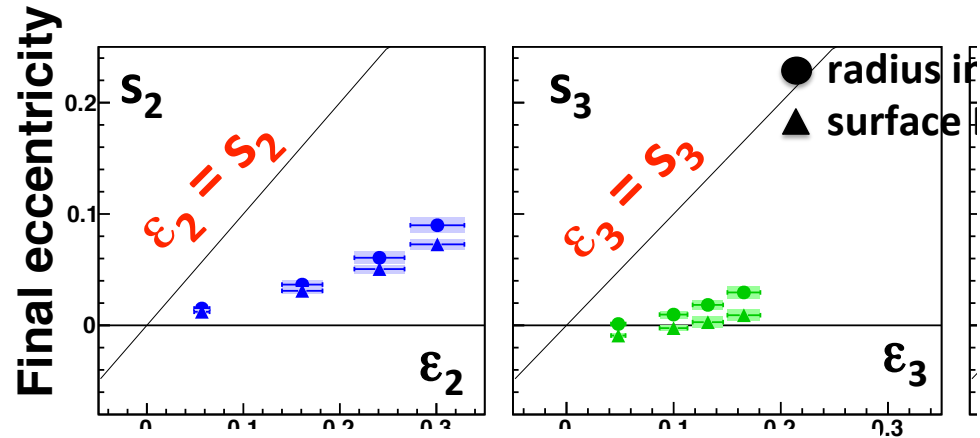
$$\frac{dN}{p_T dp_T} \propto \int \int r dr d\phi m_T I_0(\alpha_T) K_1(\beta_T)$$

$$v_n = \frac{\int \int r dr d\phi \cos(n\phi) I_n(\alpha_T) K_1(\beta_T) \{1 + 2s_n \cos(n\phi)\}}{\int \int r dr d\phi I_0(\alpha_T) K_1(\beta_T) \{1 + 2s_n \cos(n\phi)\}}$$

Invariant Yield



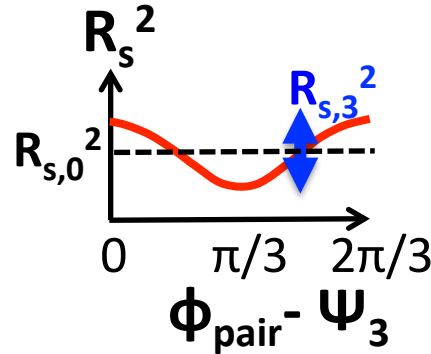
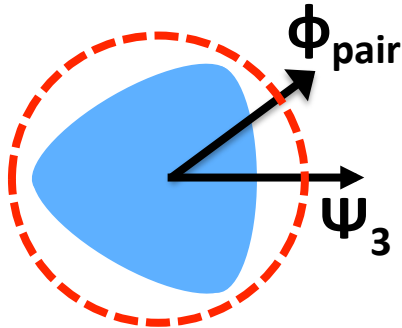
Poster, Mizuno



Initial eccentricity by Grauber

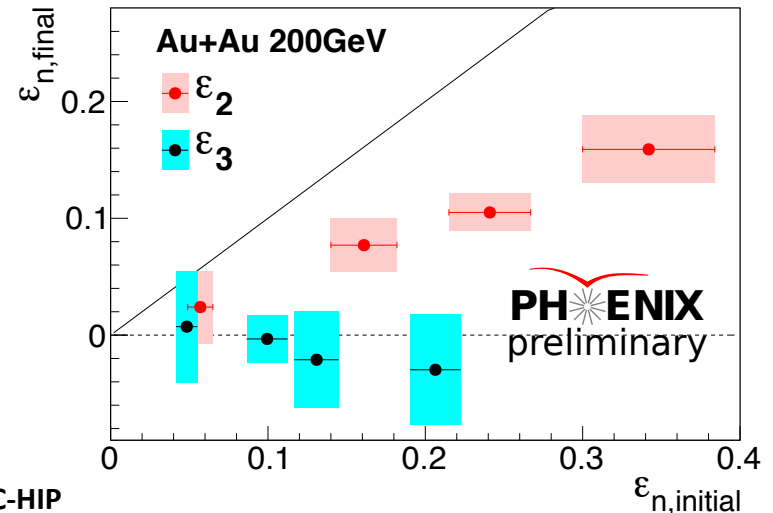
1C, Niida

HBT w.r.t. third EP




Final eccentricity in HBT
(including expansion effect) →

$$\epsilon_{3,final} = 2 \frac{R_{s,3}^2}{R_{s,0}^2}$$

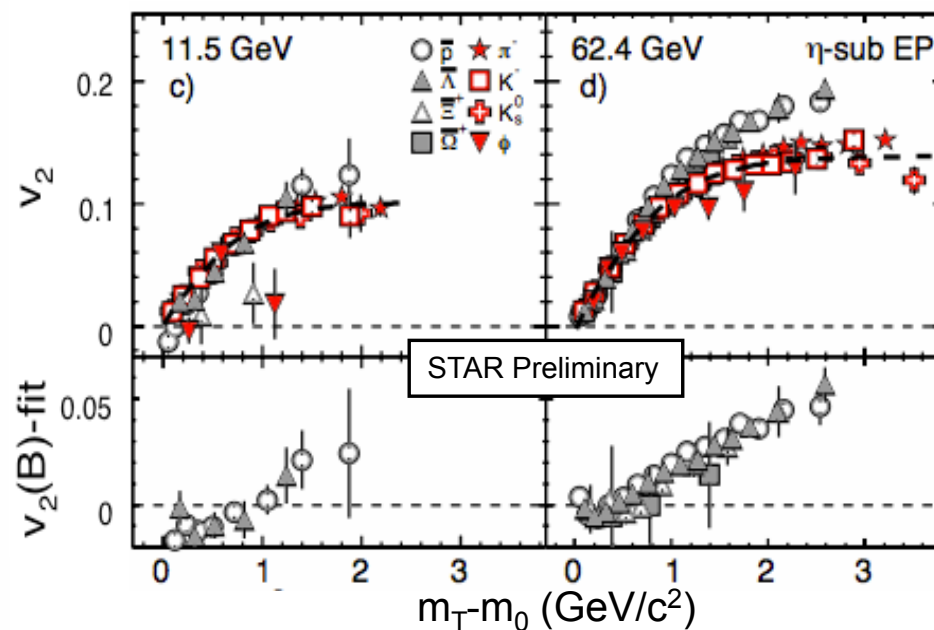
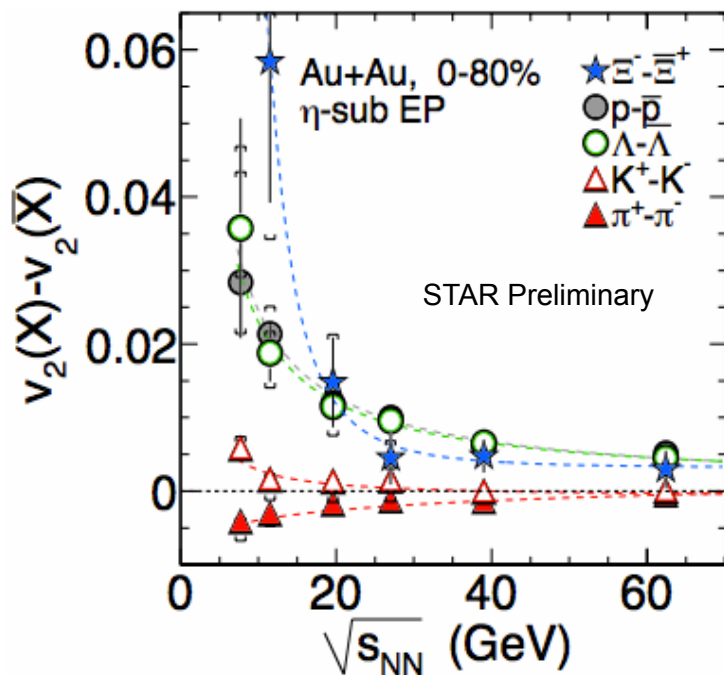


Triangularity washed out?



Beam Energy Scan – N_q scaling

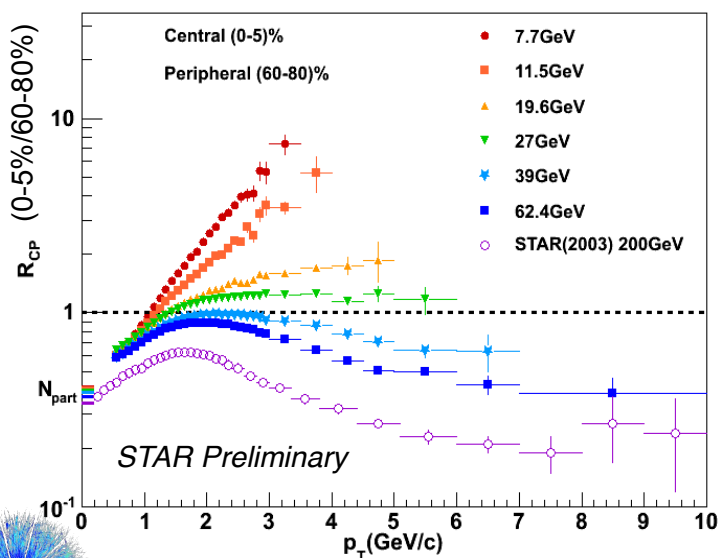
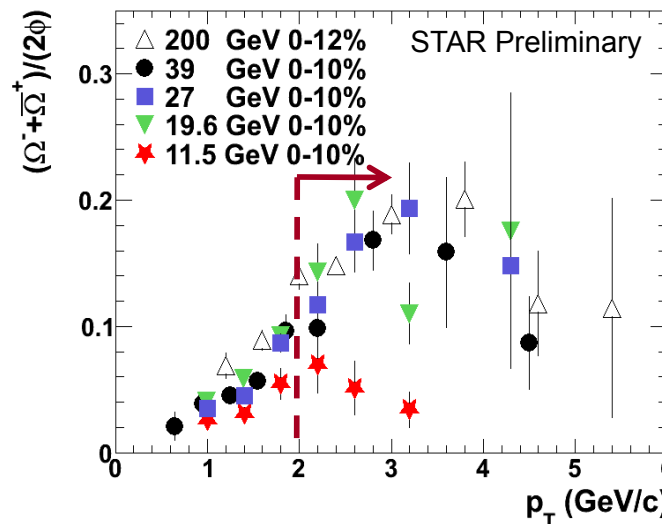
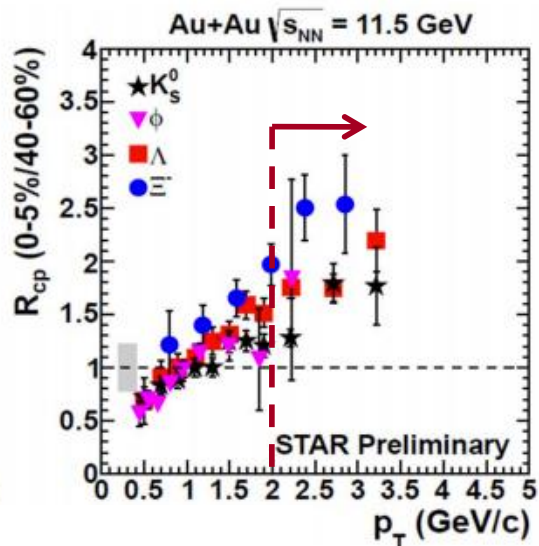
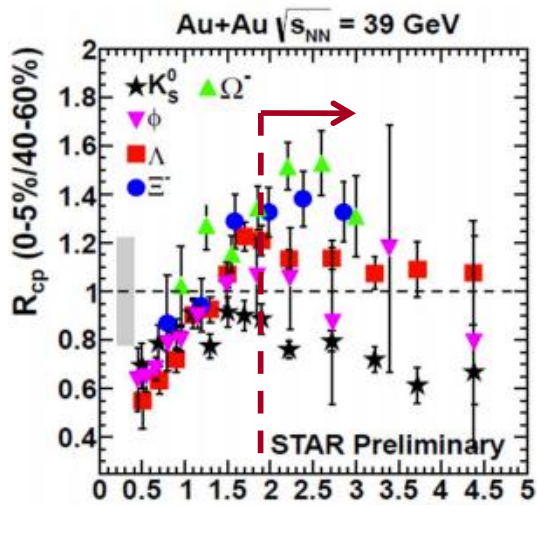
6B, Shi



- Significant difference between baryon-antibaryon v_2 at lower energies.
- No clear baryon/meson grouping for anti-particles at ≤ 11.5 GeV.

NCQ scaling is broken!

BES-Modifications of R_{CP}



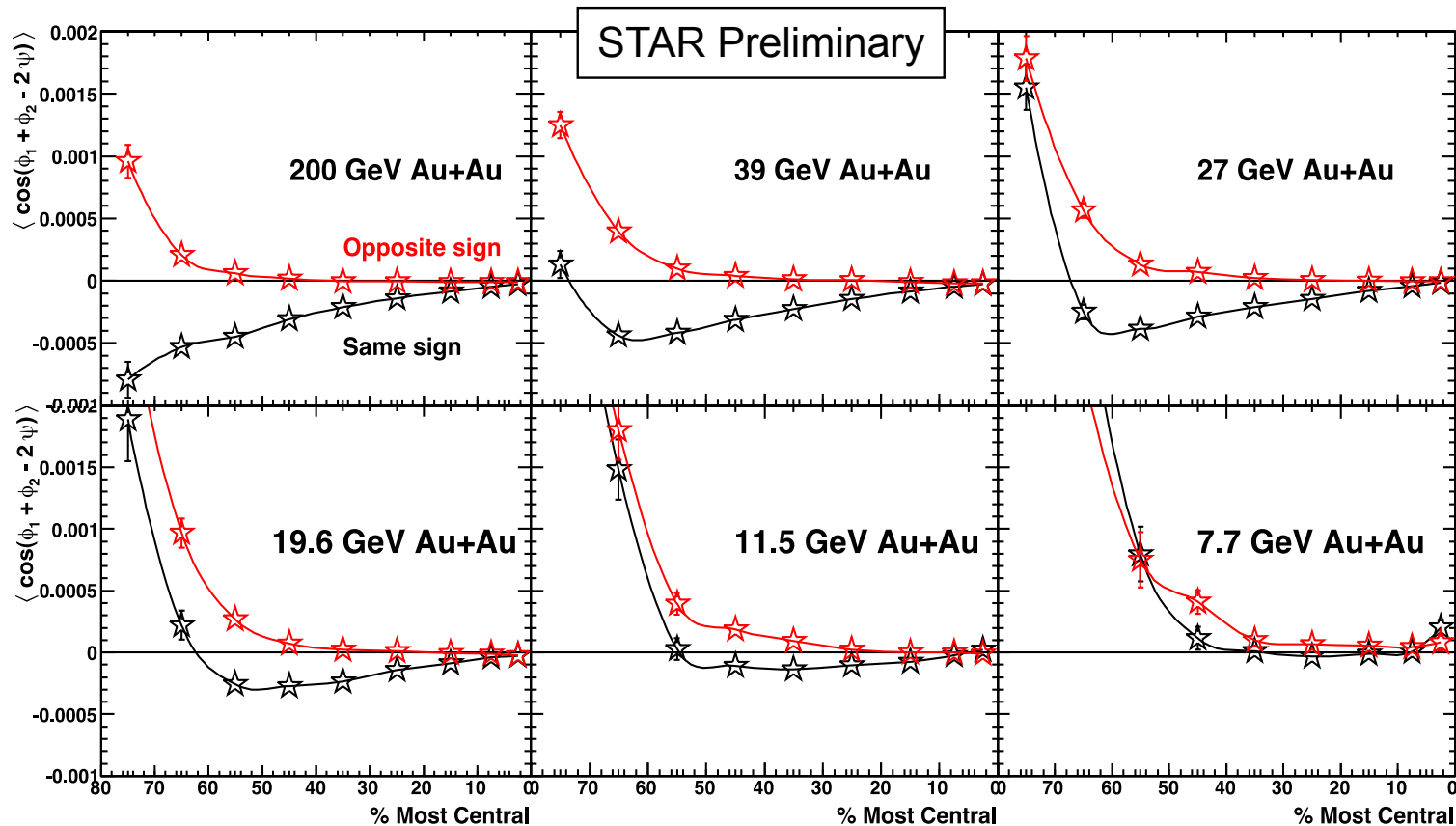
- Baryon-meson splitting reduces and disappears with decreasing energy.
- Ω/ϕ ratio falls off at 11.5 GeV.
- $R_{CP} > \sim 1$ at 11.5, 7.7 GeV. - Cronin effect?

R_{CP} suppression NOT seen at lower energies!

Zhang, 5A, Thu. Sangaline, 5C, Thu. Horvat, poster #94



BES-Disappearance of Charge Separation w.r.t. EP



Wang, IVB, Thu.

- Motivated by search for local parity violation. Require sQGP formation.
- The splitting between OS and LS correlations (charge separation) seen in top RHIC energy Au+Au collisions.

This charge separation signal disappears at lower energies (≤ 11.5 GeV)!



Summary-1

- ✧ **EP correlations and Event-by-Event v_n**
 - **More constraints to Hydro. Calculations**
- ✧ **None-zero high p_T hadron & jet v_2**
 - **Qualitatively consistent behavior with each other**
 - **Path length dependence of parton energy loss**
- ✧ **Direct photon v_2 down to 0.5 GeV/c via conversion di-electrons**
 - **Conclusive none-zero v_2 at low p_T**

Summary-2

- ✧ **N_q scaling for v_2 , v_3 & v_4**
 - **Deviation from scaling curve of v_2 as strangeness increase at RHIC**
 - **P, Λ, ϕ v_2 don't follow scaling curve of v_2 at LHC**
- ✧ **BW fit to PID v_n & HBT w.r.t. Φ_3**
 - **Triangularity may be washed out by space time evolution**
- ✧ **Beam Energy Scan**
 - **Trends of observables change around 11 GeV**

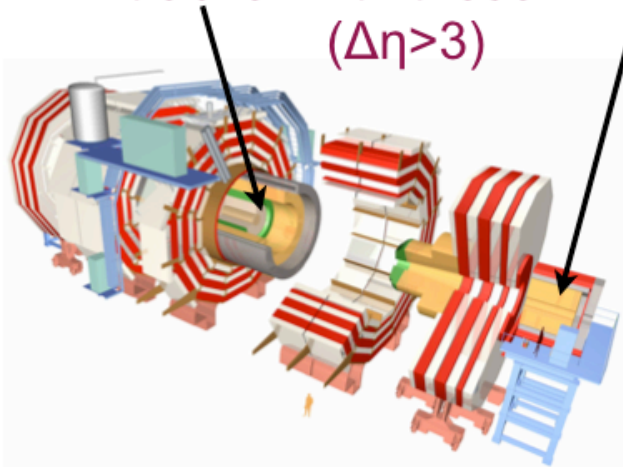
Back Up Slides



Elliptic Flow ($n=2$)

Event Plane

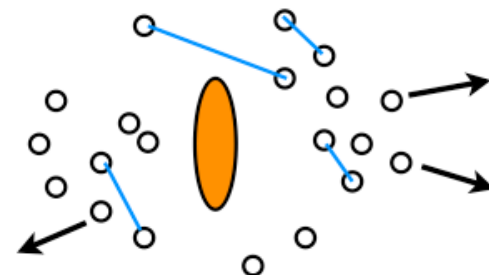
Correlate particles in tracker with those in HF.
($\Delta\eta > 3$)



Methods have different sensitivity to event-by-event fluctuations and non-flow effects.

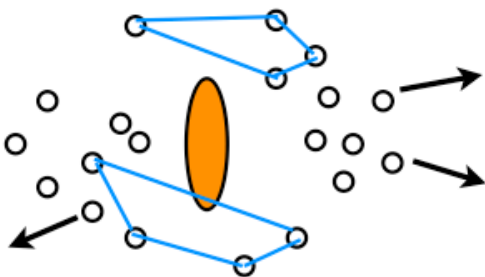
Two-particle Cumulant

Consider all two-particle correlations.



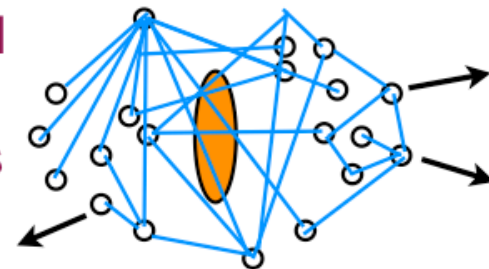
Four-particle Cumulant

Consider all four-particle correlations.



Lee-Yang Zeros

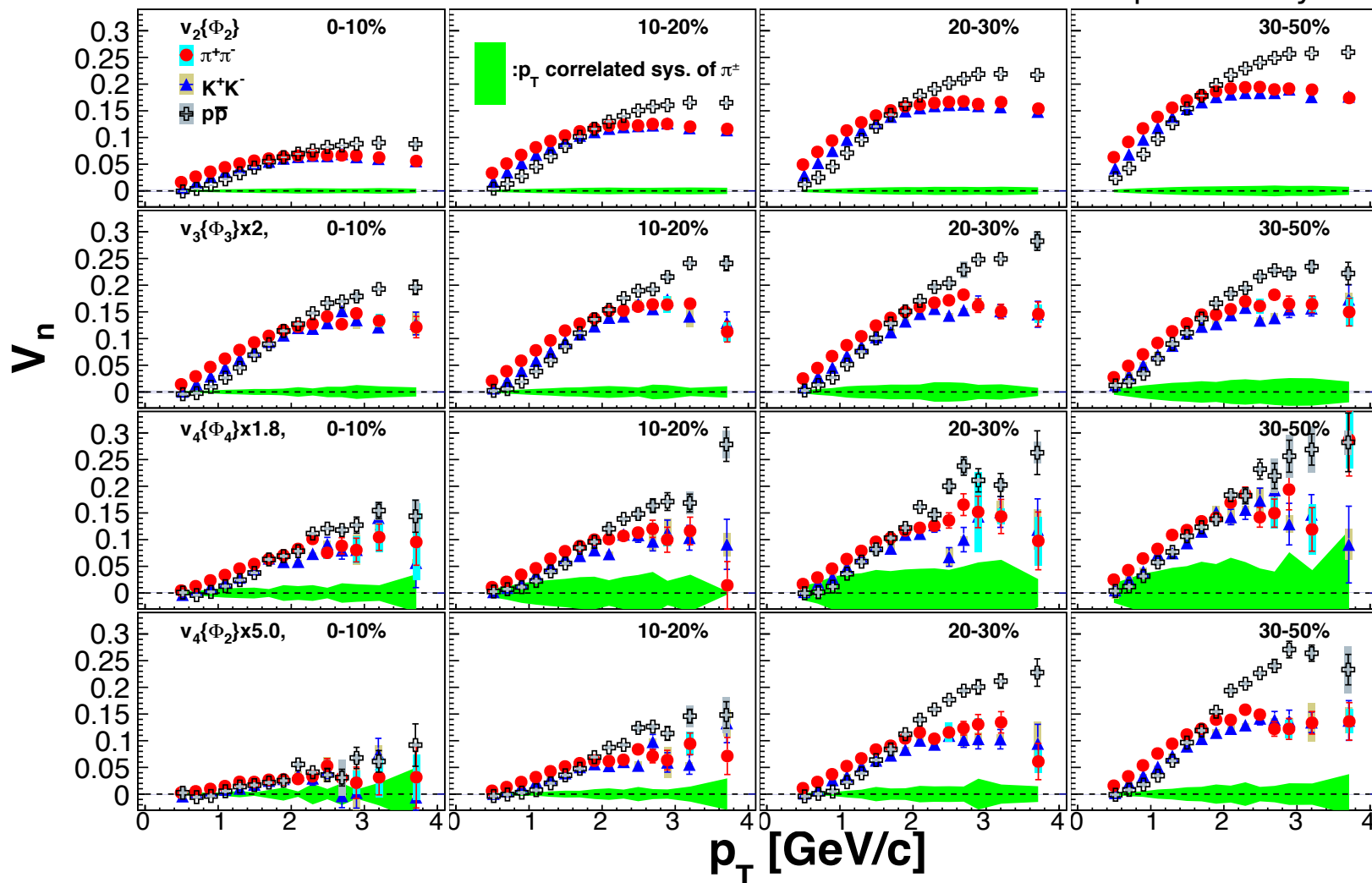
Consider all particle correlations
-(Not all shown!).



Identified particle v_n

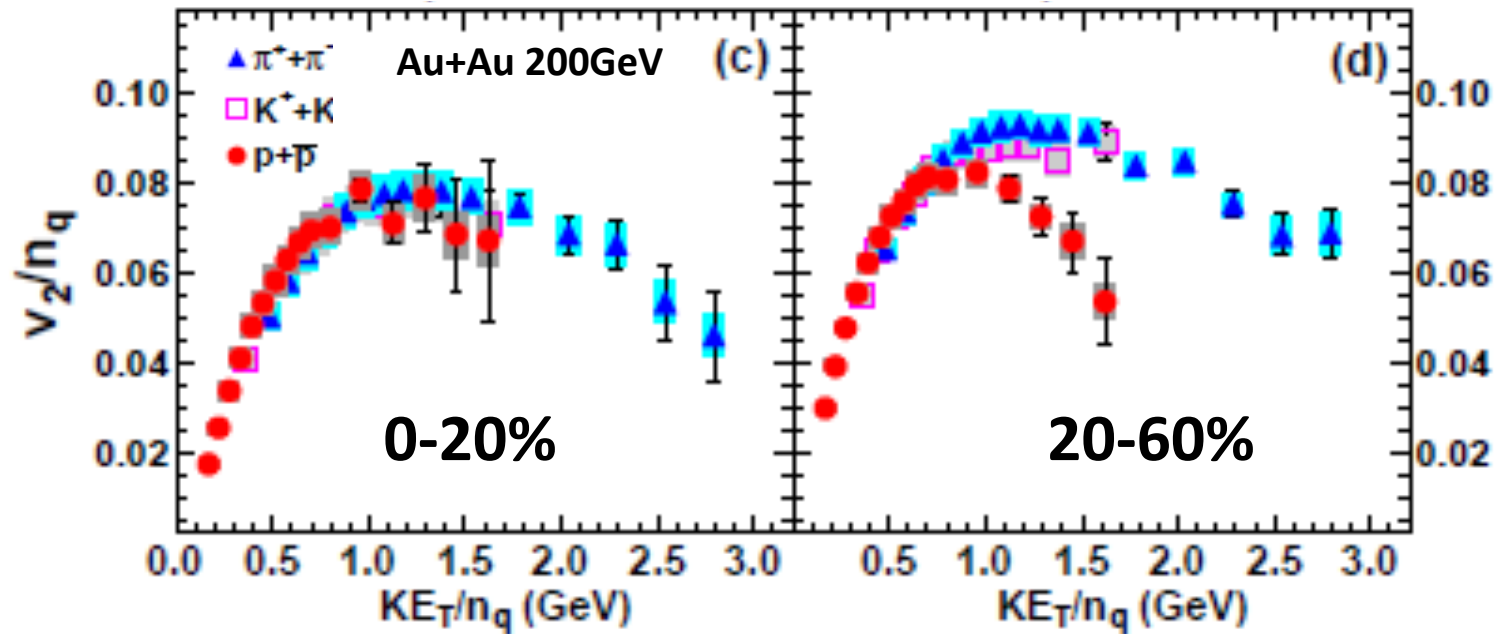
Au+Au $\sqrt{s_{NN}}=200$ GeV PHENIX Preliminary

PHENIX preliminary



Break of N_q scaling of v_2 at high p_T

4A, Huang

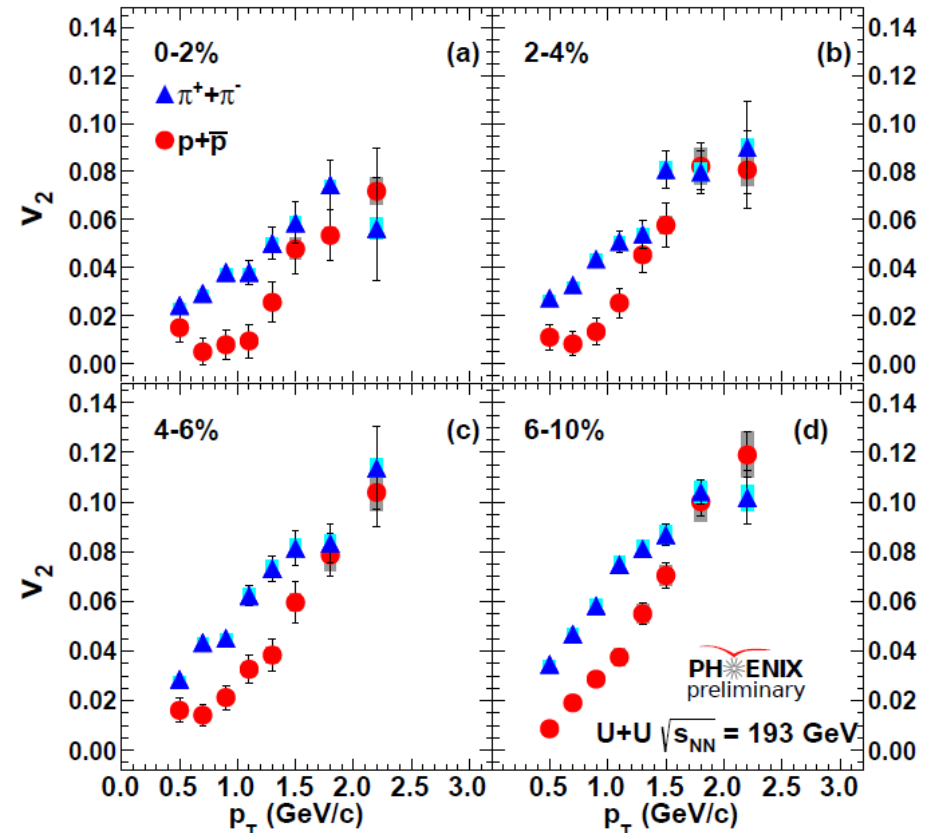
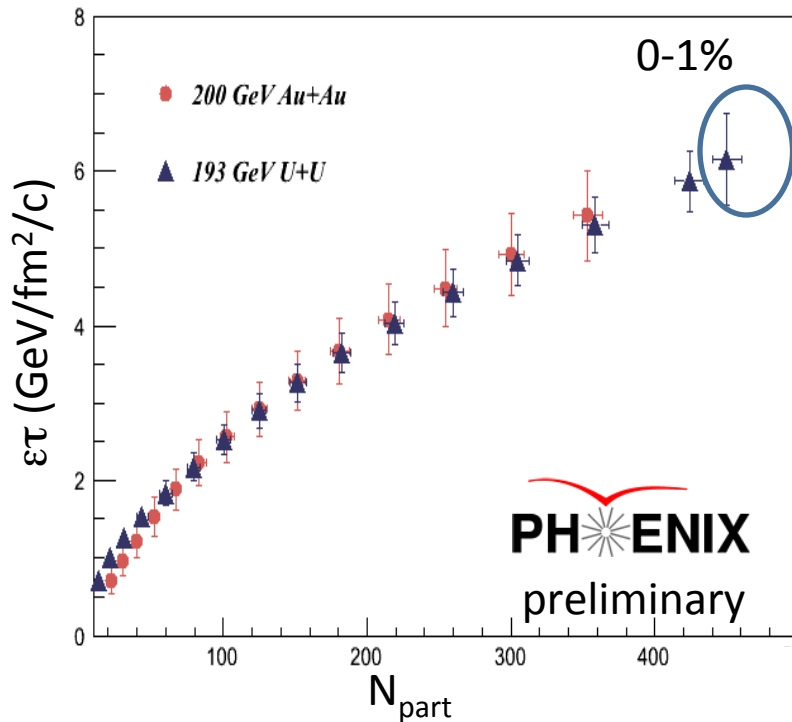


PHENIX PRC 85, 064914 (2012)

- A break of n_q scaling in 20-60% centrality at $KE_T > 0.7$ GeV.
- In the 0-20% centrality, scaling is still roughly kept.
- Different mechanisms for pion and proton production at intermediate p_T for different centralities

π & p v_2 in 0-2% central U + U collision

4A, Huang

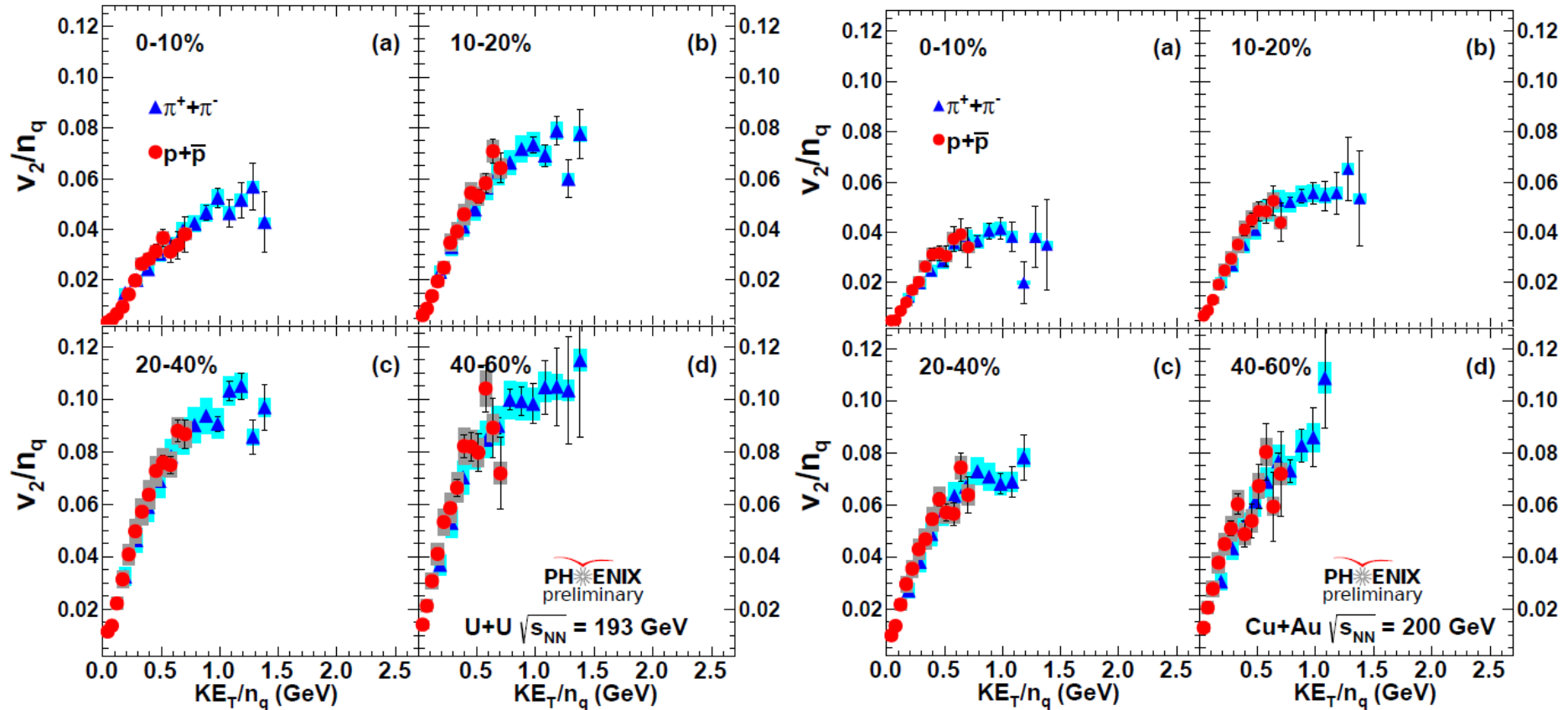


- ❖ $\varepsilon\tau$ increase about 20% from 0-10% Au+Au to 0-1% U+U collisions
- ❖ Strong mass ordering for v_2 in 0-2% central U+U collision at 193 GeV despite of relatively small increase of $\varepsilon\tau$.
- ❖ **Radial flow or geometry?**
- ❖ The geometry separation will be done in near future

N_q scaling in U+U and Cu+Au collisions

U+U

Cu+Au



✧ N_q scaling works for U+U and Cu+Au for π , P

3D HBT radii

- ✧ “Out-Side-Long” system
 - Bertsch-Pratt parameterization
- ✧ Core-halo model
 - Particles in core are affected by coulomb interaction

$$C_2 = C_2^{core} + C_2^{halo}$$

$$= N[\lambda(1+G)F] + [1-\lambda]$$

$$G = \exp(-R_{inv}^2 q_{inv}^2)$$

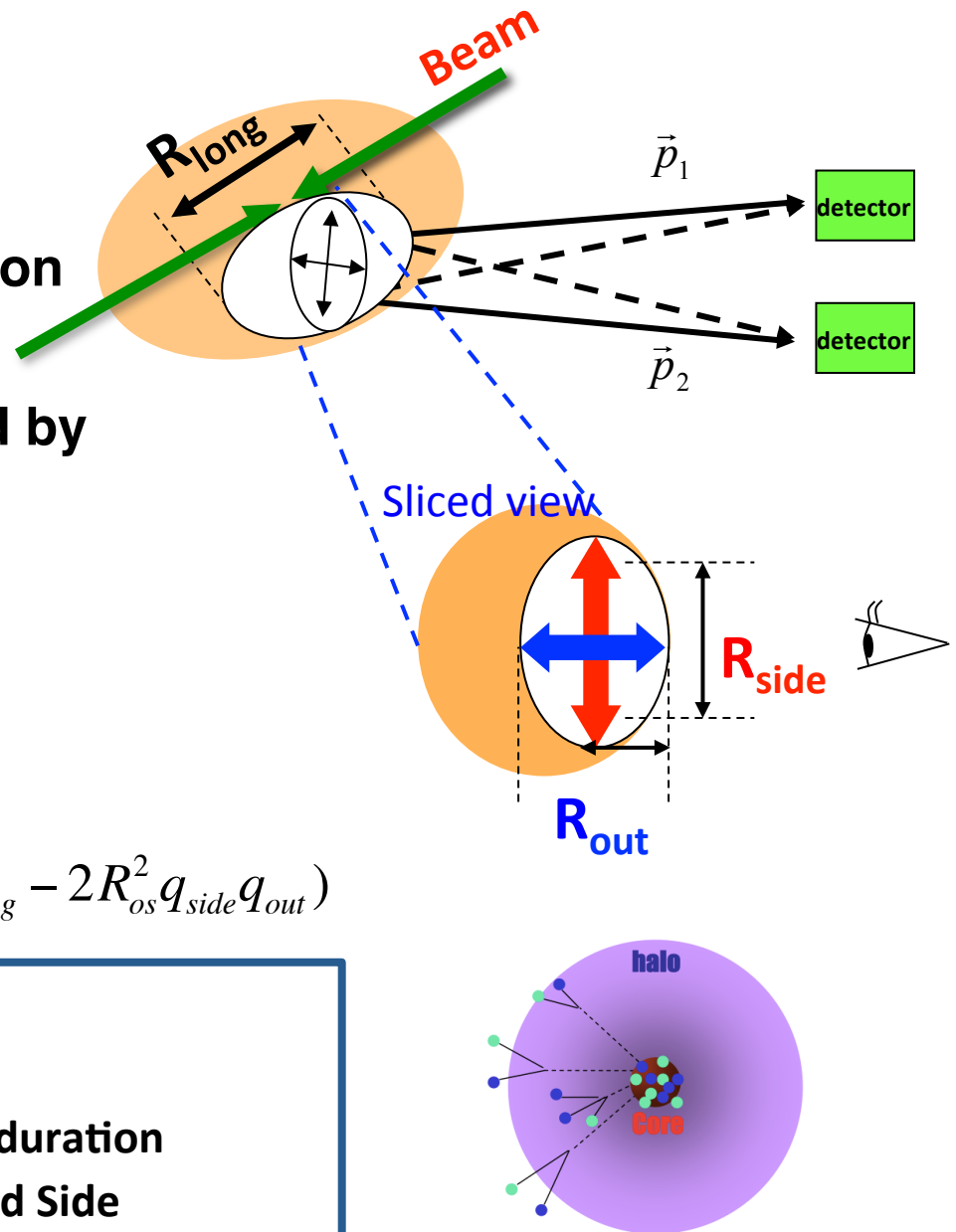
$$= \exp(-R_{side}^2 q_{side}^2 - R_{out}^2 q_{out}^2 - R_{long}^2 q_{long}^2 - 2R_{os}^2 q_{side} q_{out})$$

R_{long} : Longitudinal size

R_{side} : Transverse size

R_{out} : Transverse size + emission duration

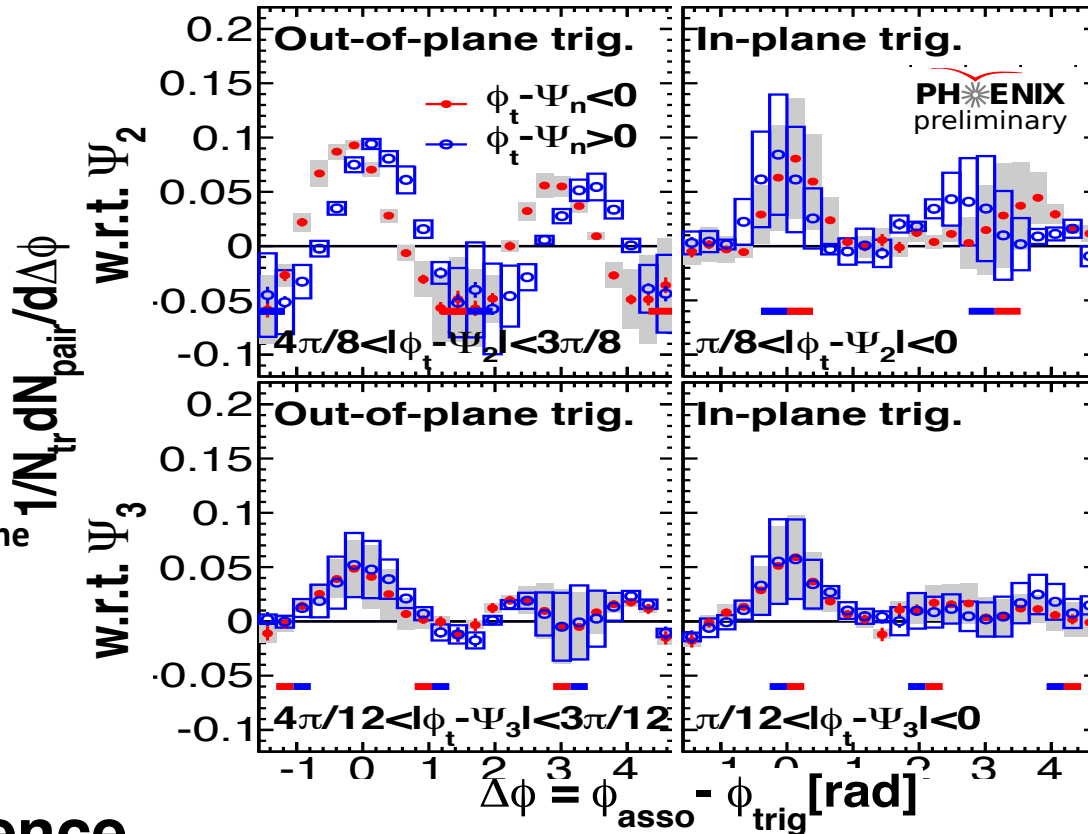
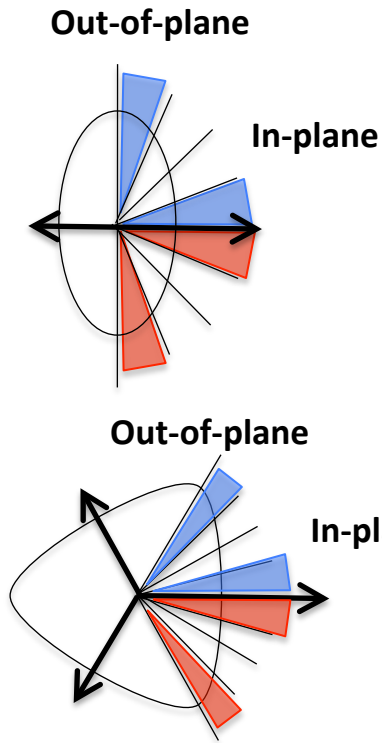
R_{os} : Cross term between Out and Side



Correlations relative to $\Psi_{2,3}$ 0-10%

6D, Todoroki

2-4 \otimes 1-2 GeV, $v_2, v_3, v_4(\Psi_4)$ subtracted with $\langle \cos 4(\Psi_2 - \Psi_4) \rangle = v_4(\Psi_2)/v_4(\Psi_4)$ by ZYAM



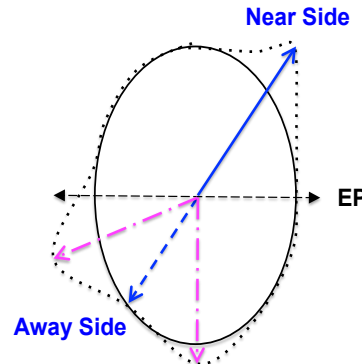
✧ Ψ_2 dependence

- **Left/Right** asymmetry

✧ No Ψ_3 dependence

- No **Left/Right** asymmetry

✧ Relation to source shape?



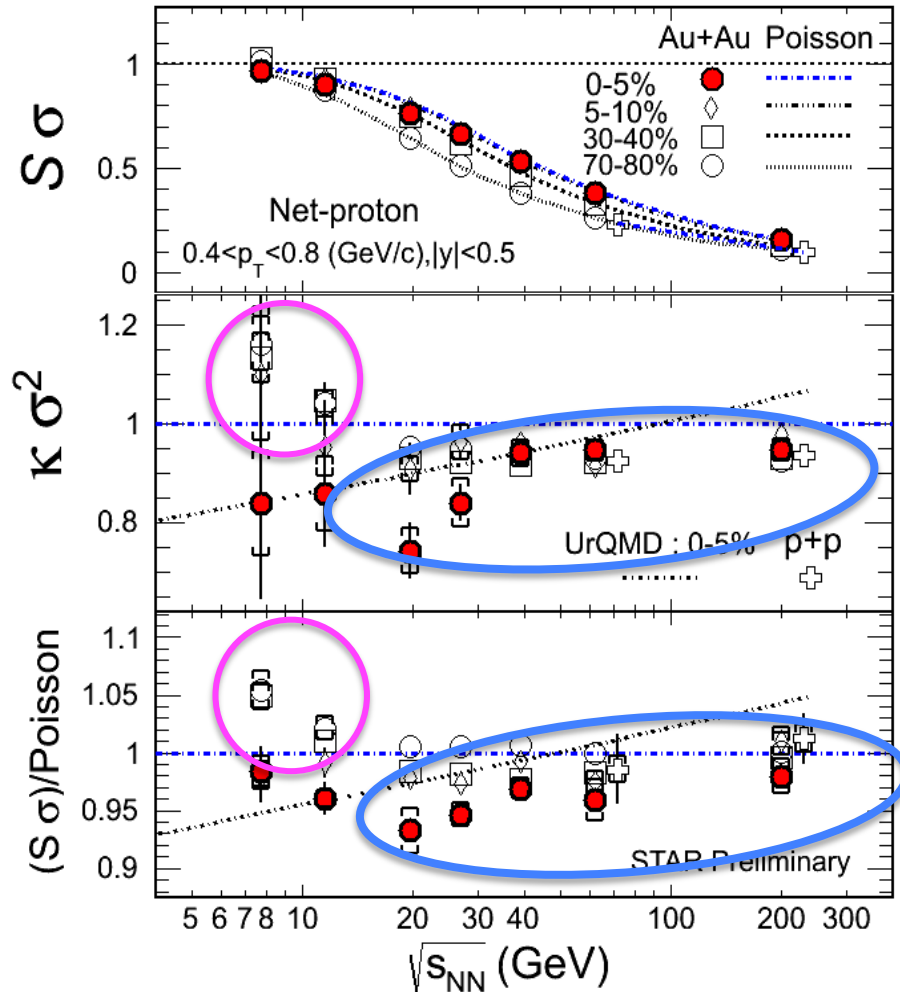
Unfolding on EP Res. not applied

BES-Higher Moments of Net-protons

$$\sigma^2 = \langle (N - \langle N \rangle)^2 \rangle$$

$$S = \langle (N - \langle N \rangle)^3 \rangle / \sigma^3$$

$$\kappa = \langle (N - \langle N \rangle)^4 \rangle / \sigma^4 - 3$$



- Higher moments - more sensitive to Critical Point induced fluctuations.
- Deviation from Poisson baseline in 0-5% collisions at >7.7 GeV.
- Above Poisson baseline in peripheral collisions below 19.6 GeV.
- UrQMD shows monotonic behavior.
- Need precision measurements at low energies.

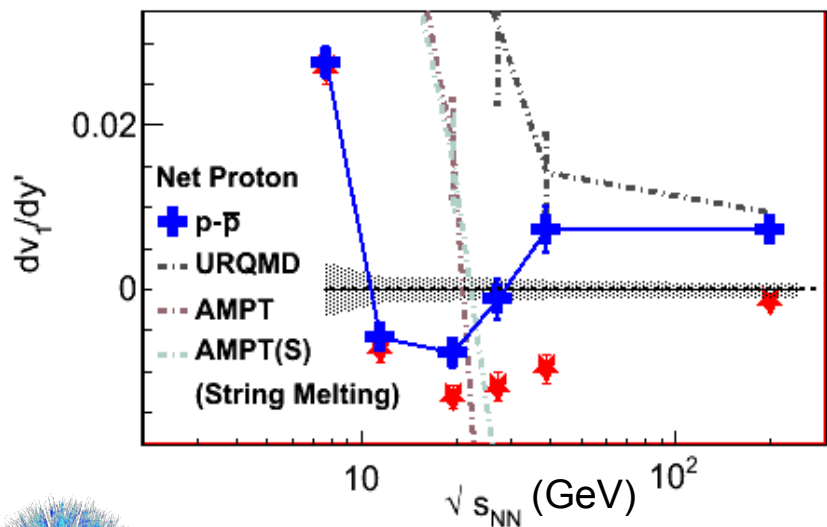
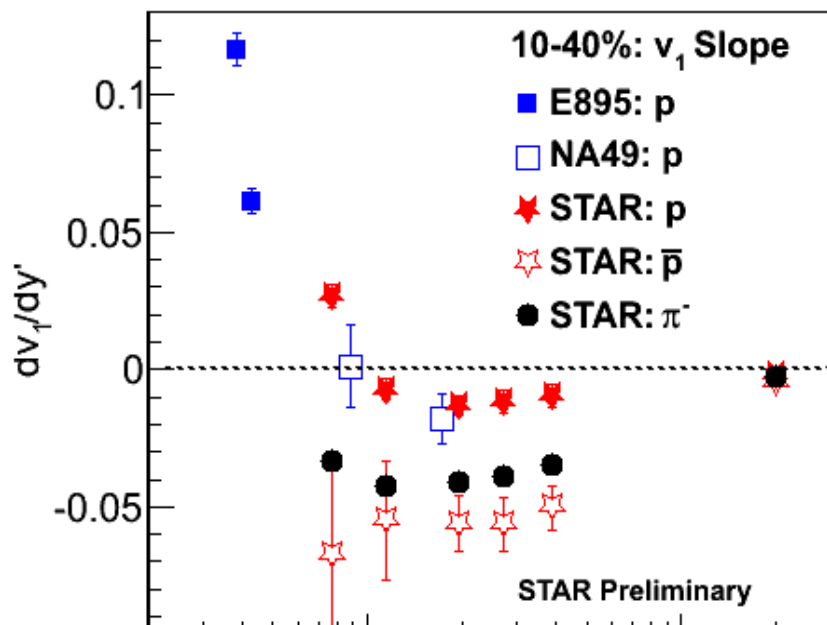
Net-proton/Net-charge/Net-kaon

Luo, 7B, Fri.; McDonald, 7B, Fri.

Li/Sahoo/Sarkar, poster #215/557/394



BES-Directed Flow of Protons



- Directed flow (v_1) slope: sensitive to 1st order phase transition.
- Proton v_1 slope changes sign from + to – between 7.7 and 11.5 GeV and remains small but negative up to 200 GeV.
- v_1 slopes for other particles are all negative.
- “net-proton” v_1 slope shows a minimum around 11.5-19.6 GeV.
- AMPT/UrQMD models cannot explain data.

Pandit, 1A, Tue.